



Public Health  
England

Protecting and improving the nation's health

## Teenage pregnancy and young parents Report for Derby

### Purpose

This report brings together key data and information which will help you understand the demand, risk factors, provision and outcomes for services of a particular target population.

This includes:

- appropriate evidence-based information on prevalence;
- incidence and risk factors affecting the provision of healthcare services; and relevant expenditures

The National Child and Maternal Health Intelligence Network offers a range of other resources which will also help you analyse your services. At the end of this report, a section called 'next steps' points you in the direction of some of these.

### Introduction

Teenage pregnancy is a cause and consequence of education and health inequality for young parents and their children. Despite significant progress over the last 18 years, with a reduction of almost 60% in the under-18 conception rate, a continued focus is needed. Teenagers have the highest rate of unplanned pregnancy with disproportionately poor outcomes (1). Over 50% of under-18 conceptions end in abortion and inequalities remain between and within local authorities (2).

In 2016 babies born to mothers in England and Wales under 20 years had a 24% higher rate of stillbirth than average, and a 56% higher rate of infant mortality than average (3). Rates of low birthweight in younger mothers were 30% higher than average, and this inequality is increasing (4). Children born to teenage mothers have a 63% higher risk of living in poverty (5). Mothers under 20 have a 30% higher risk of poor mental health two years after giving birth (6). This affects their own wellbeing, and their ability to form a secure attachment with their baby, recognised as a key foundation stone for positive child outcomes (7). Teenage mothers are more likely than other young people to not be in education, employment or training (8); and by the age of 30, are 22% more likely to be living in poverty than mothers giving birth aged 24 or over (9). Young fathers are twice as likely to be unemployed aged 30, even after taking account of deprivation (10). Recent analysis of the [Next Steps](#)

**data** shows that some of these poor outcomes are also experienced by young parents up to the age of 25 (11).

Since the introduction of the Teenage Pregnancy Strategy in 1999, England has achieved a 59.7% reduction in the under-18 conception rate between 1998 and 2016. The rate of 18.8 / 1000 is currently at the lowest level since 1969 (12), with the greatest reductions in the most deprived areas, and a doubling in the proportion of young mothers in education, training or employment (13). The success of the strategy's approach has been recognised by the World Health Organisation with the lessons being shared internationally with countries seeking to address high rates (14,15).

However, despite the significant progress England's teenage birth rate remains higher than comparable western European countries (16), and inequalities in the under-18 conception rate persist between and within local areas. Over a quarter of local authorities have an under-18 conception rate significantly higher than the England average (17) and 60% have at least one high rate ward (18). Further progress in both reducing the under-18 conception rate and improving the outcomes for young parents is central to improving young people's sexual health and narrowing the health and educational inequalities experienced by young parents and their children. Maintaining the downward trend is a priority in the Department of Health Framework for Sexual Health Improvement in England (19) and key to PHE priorities, including reducing health inequalities, ensuring every child gets the best start in life and improving sexual and reproductive health (20). The Public Health Outcomes Framework (PHOF) includes the under-18 conception rate and a number of other indicators disproportionately affecting young parents and their children (21).

The data shown below at local authority level shows the 2016 rates. The most recent conception rates for local authorities are available from [Office for National Statistics](#).

## **Background, demographics and teenage pregnancy in Derby**

As of 2016, Derby had a population of 4,264 girls aged 15-17 years.

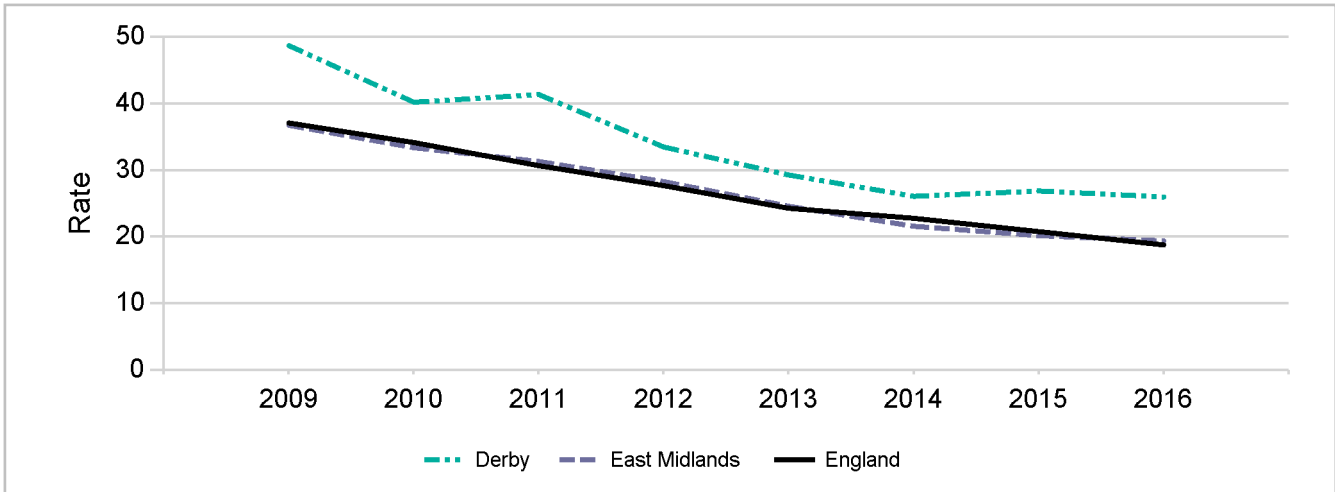
There is a strong relationship between teenage conceptions and deprivation (22). Derby, with a score of 27.8, is in the third more deprived decile (IMD 2015).

In Derby in 2016, 111 young women aged under 18 years conceived, which is a rate of 26.0 per 1,000 population. The national average was 18.8. In 2016 13 girls became pregnant under 16 years, a rate of 3.1 per 1,000 population; the national rate was 3.0. Of under 18 conceptions in Derby in 2016, 37.8% led to abortion, compared with the national average of 51.8%.

The charts and tables below show trends in under 18 and under 16 conceptions and abortions. The abortion rate (ie number of abortions per 1,000 population) is also displayed in the chart showing under-18 conceptions. The tables below the chart show the data for the conception rate, abortion rate and the percentage of conceptions leading to abortion.

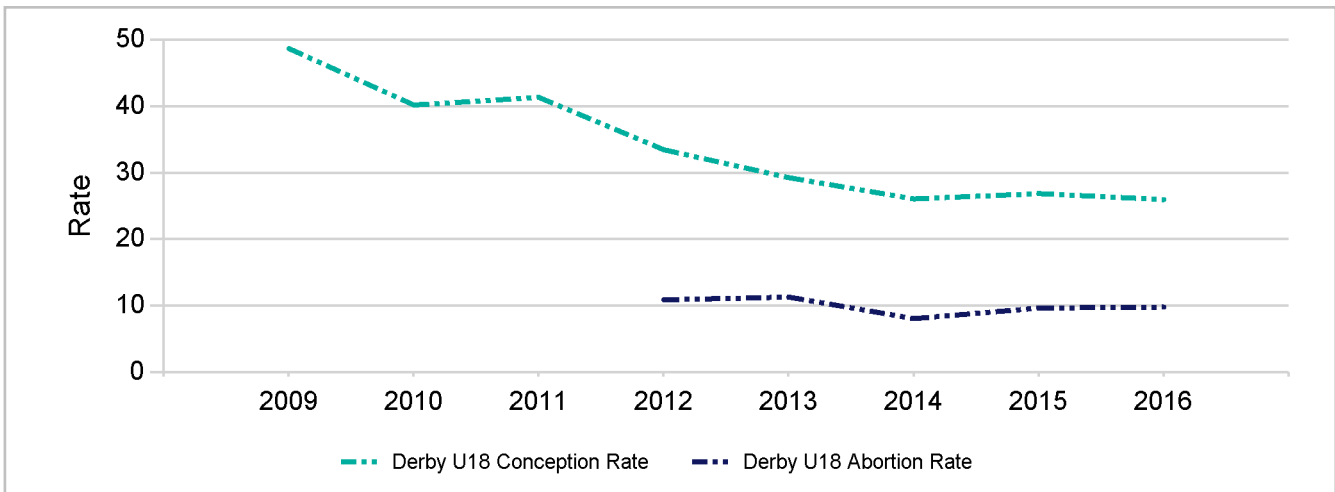
Recent conception statistics have been taken from the [Office for National Statistics](#). Older statistics can be found on the [NHS IC Indicator Portal](#).

Figure 1: Under 18 conceptions in Derby (rate per 1,000 population)



Source for Figure 1: Office for National Statistics

Figure 2: Under 18 conceptions and abortions in Derby (rate per 1,000 population)



Source for Figure 2: Office for National Statistics

Table 1: Under 18 conceptions, rate per 1,000 population

|               | 2009 | 2010 | 2011 | 2012 | 2013 | 2014 | 2015 | 2016 |
|---------------|------|------|------|------|------|------|------|------|
| Derby         | 48.7 | 40.2 | 41.4 | 33.5 | 29.3 | 26.1 | 26.9 | 26.0 |
| East Midlands | 36.8 | 33.4 | 31.3 | 28.3 | 24.6 | 21.6 | 20.2 | 19.4 |
| England       | 37.1 | 34.2 | 30.7 | 27.7 | 24.3 | 22.8 | 20.8 | 18.8 |

Source for Table 1: Office for National Statistics  
 -1 may be shown where small numbers have been suppressed

Table 2: Under 16 conceptions, rate per 1,000 population

|               | 2009 | 2010 | 2011 | 2012 | 2013 | 2014 | 2015 | 2016 |
|---------------|------|------|------|------|------|------|------|------|
| Derby         | 9.9  | 8.1  | 6.7  | 5.0  | 6.6  | 4.6  | 5.1  | 3.1  |
| East Midlands | 7.2  | 7.0  | 6.1  | 5.5  | 4.9  | 4.4  | 3.8  | 3.3  |
| England       | 7.3  | 6.7  | 6.1  | 5.6  | 4.8  | 4.4  | 3.7  | 3.0  |

Source for Table 2: [Office for National Statistics](#)  
 -1 may be shown where small numbers have been suppressed

Table 3: Under 18 abortions, rate per 1,000 population

|               | 2012 | 2013 | 2014 | 2015 | 2016 | 2017 |
|---------------|------|------|------|------|------|------|
| Derby         | 10.9 | 11.3 | 8.1  | 9.7  | 9.8  | 7.4  |
| East Midlands | 11.2 | 10.6 | 9.0  | 7.9  | 8.4  | 7.8  |
| England       | 12.8 | 11.7 | 11.1 | 9.9  | 8.9  | 8.4  |

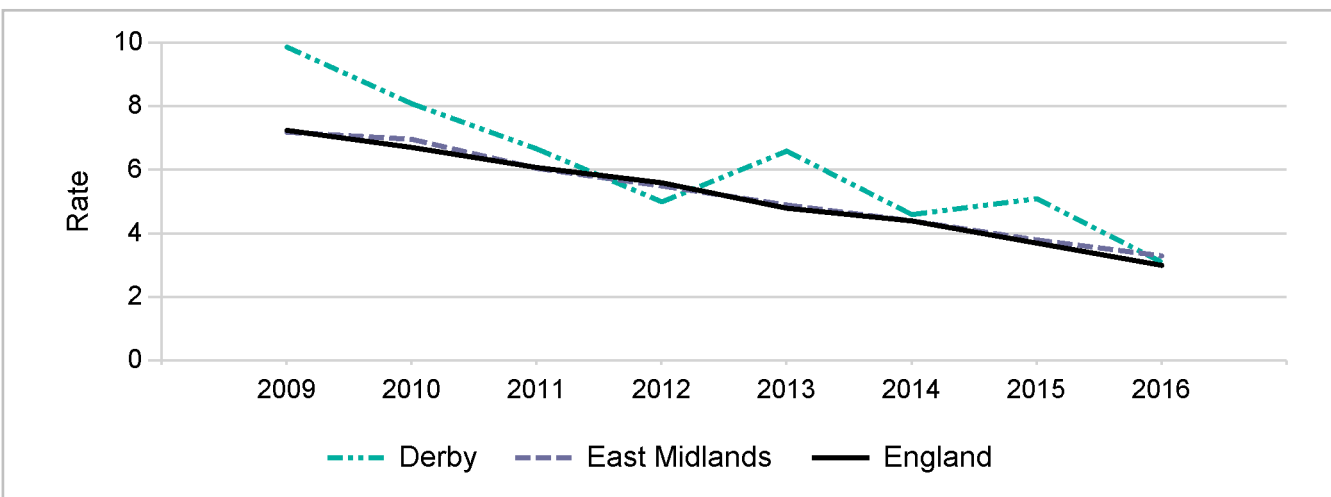
Source for Table 3: [Office for National Statistics](#)  
 -1 may be shown where small numbers have been suppressed

Table 4: Percentage of under 18 conceptions leading to an abortion

|               | 2009 | 2010 | 2011 | 2012 | 2013 | 2014 | 2015 | 2016 |
|---------------|------|------|------|------|------|------|------|------|
| Derby         | 39.1 | 36.2 | 36.8 | 35.2 | 36.2 | 31.0 | 40.9 | 37.8 |
| East Midlands | 43.6 | 42.9 | 43.6 | 42.5 | 45.0 | 42.8 | 43.3 | 47.1 |
| England       | 49.1 | 50.3 | 49.3 | 49.1 | 51.1 | 51.1 | 51.2 | 51.8 |

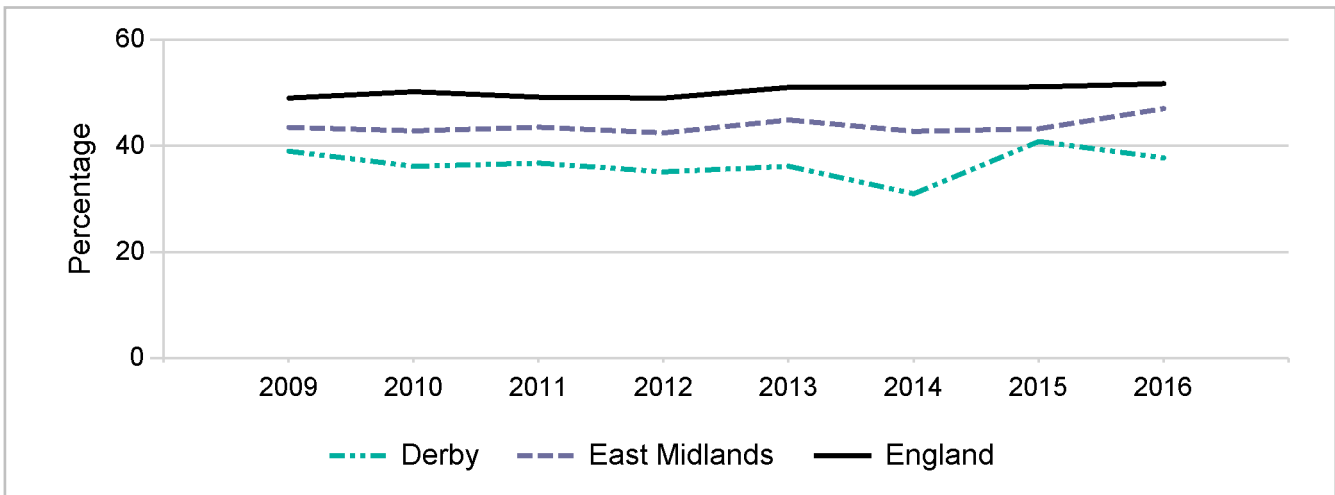
Source for Table 4: [Office for National Statistics](#)  
 -1 may be shown where small numbers have been suppressed

Figure 3: Under 16 conceptions in Derby (rate per 1,000 population)



Source for Figure 3: [Office for National Statistics](#)

Figure 4: Percentage of under 18 conceptions leading to an abortion



Source for Figure 4: [Office for National Statistics](#)

# **What can be done to reduce teenage conceptions, and to improve outcomes for teenage parents and their children**

## **Supporting young people to prevent early pregnancy**

International evidence identifies the provision of high quality, comprehensive sex and relationships education (SRE) linked to improved use of contraception as the areas where the strongest empirical evidence exists on impact on teenage pregnancy rates (23,24,25). SRE also has wider safeguarding and health benefits but to have impact, provision needs to reflect the internationally recognised effectiveness factors(26,27). In March 2017, Government laid an amendment via the Children and Social Act (2017) to introduce compulsory relationships education in primary schools and compulsory relationships and sex education in all secondary schools from September 2019 (28). Contraceptive services need to be accessible and youth friendly to encourage early uptake of advice, with consultations that recognise and address any knowledge gaps about fertility and concerns about side effects, and support young people to choose and use their preferred method (29, 30). An open and honest culture around sex and relationships is also associated with lower teenage pregnancy rates. Countries with more open approaches to young people's sexual health, as assessed by better SRE, more parental communication and more accessible contraceptive services, have lower conception rates (31).

Measures to reduce teenage pregnancy need to be both universal and targeted. Although two thirds of young people don't have sex before 16, by the age of 20, 85% will have experienced vaginal intercourse (32) so all young people need good SRE and access to services to prevent early pregnancy and look after their sexual health. Universal prevention programmes are also essential to reduce rates by a substantial margin (33). Some young people, however, will be at greater risk of early pregnancy and require more intensive SRE and contraceptive support, combined with programmes to build resilience and aspiration – providing *the means and the motivation* to prevent early pregnancy (34). Reaching young people most in need involves looking at area and individual level associated risk factors.

Child poverty and unemployment are the two area deprivation indicators with the strongest influence on under-18 conception rates (35). In Derby, 20.5 young people aged 11 to 15 years in every 100 lived in low income families in 2013 . This compares to 14.6 per 100 regionally and 16.0 nationally. In Derby 4.8% of young people aged 16 to 18 years were not in employment, education or training in 2015. This compares to 3.9% regionally, and 4.2% nationally.

At an individual level, the strongest associated risk factors for pregnancy before 18 are free school meals eligibility, persistent school absence by age 14, poorer than expected academic progress between ages 11-14 (36), and being looked after or a care leaver (37,38). Other associated risk factors include first sex before 16 (39), experience of sexual abuse or exploitation (40), alcohol (41), and experience of a previous pregnancy (42). Young women with lesbian or bisexual experience are also at increased risk of unplanned pregnancy (43). As with Adverse Childhood Experiences, young people who have experienced a number of these factors will be at significantly higher risk (44)

## **Supporting pregnant teenagers**

Teenagers are more likely to present late for abortion and to book late for antenatal care (45,46). The higher risk of unplanned pregnancy, late confirmation of pregnancy and fear of disclosure, all contribute to delays in accessing abortion and maternity services (47). Early pregnancy diagnosis, unbiased advice on pregnancy options and swift referral to maternity or abortion services are required to minimise delays (48). Young people who have experienced pregnancy are also at higher risk of subsequent unplanned conceptions (49). An estimated 12% of births conceived to under- 20s are to young women who are already teenage mothers. Ten per cent of under-19s having an abortion have

had one or more previous abortions (50). Advice on contraception during abortion or antenatal care and access to the chosen method immediately post pregnancy helps reduce unplanned conceptions (51)

### **Supporting young parents**

Evaluation of the Sure Start Plus programme identified that the key ingredient for improving outcomes for young parents and their children is having a dedicated adviser for young parents, who coordinates additional support to meet individual need (52). Reintegration officers based in local authorities have a positive impact on school-age mothers continuing their education (53). Care to Learn childcare funding is shown to facilitate young parents return to learning (54).

The Family Nurse Partnership (FNP) is a licensed programme, developed in the USA. Over 35 years of rigorous research has shown significant benefits for vulnerable young families in the short-, medium- and long-term across a wide range of outcomes. A randomised controlled trial on the impact of FNP in England was commissioned by the Department of Health and published in 2015(55).

The trial looked at four primary outcomes in mothers receiving FNP: maternal smoking, birth weight, timing of second pregnancy and children's attendance at Accident and Emergency. The study found no significant difference in the primary outcomes between the mothers receiving FNP and the control group receiving normal care.

However the study showed promising early indications of improvement in some of the secondary outcomes such as those relating to child development, safeguarding and mothers' self-efficacy. In addition the research found that the programme is popular with the young parents and has succeeded in engaging with a group who are sometimes reluctant to access services and to trust professionals. The family nurses were able to develop respectful and trusting relationships with their clients and uptake of the visits was good.

The results of the trial are informing further development of the programme. FNP Next Steps aims to improve and adapt the programme by testing a series of innovations and improvements to strengthen outcomes, increase value for money, ensure greater flexibility – including extending eligibility criteria up to age 24 for young mothers with additional vulnerabilities – and sharing learning with other services (56).

Although the England study showed mixed results, the Early Intervention Foundation has taken into account the significant impact shown in the USA and the Netherlands and have maintained a high evidence rating for FNP (57). A second longitudinal RCT is currently being completed. This will follow up the outcomes for children aged 2-6 who were part of the FNP programme and will report in autumn 2018.

Support for young parents should always address the needs of young fathers. Many young fathers have vulnerabilities and face challenges in fulfilling both their parenting and educational opportunities (58). However they often remain invisible to services and fail to get the support they need (59).

### **A whole system approach**

Implementation of the previous Teenage Pregnancy Strategy identified ten key factors for an effective local approach to translating evidence into practice and developing a whole systems approach (see figure below). Guidance on how to review and strengthen local actions on both prevention and support, and examples of effective practice can be found in the 'next steps' section.

## The ten factors for effective local action





## Next steps

To help local authorities make further progress and narrow inequalities, PHE has published evidence-based guidance on the prevention of early pregnancy and support for young parents, with clear actions for reviewing and strengthening local commissioning. Both pieces of guidance have been developed at the request of, and in collaboration with local authorities, and are co-badged by the Local Government Association.

The **Teenage Pregnancy Prevention Framework** (published in January 2018) is designed to help local areas assess their local programmes to see what's working well, identify any gaps, and maximise the assets of all services to strengthen the prevention pathway for all young people. It can be used flexibly to review actions across a whole area, to focus on high rate districts or wards or to strengthen a specific aspect of prevention, for example relationships and sex education in advance of statutory status in 2019. A self-assessment checklist is provided for councils to collate a summary of the current local situation, and identify gaps and actions.

The **Framework for supporting teenage mothers and young fathers** is designed to help commissioners and service providers review current support arrangements for young parents and the role of all relevant agencies. It can be used flexibly to focus on the commissioning of dedicated support, the contribution of specific services – for example maternity services and post-16 education, or on the whole care pathway for young parents. Key actions are set out for each service to help identify and address gaps.

Other useful resources include:

- **Teenage Pregnancy and Young Parents: good progress, more to do** is a useful briefing for councillors and includes local case studies illustrating effective practice on both prevention and support.
- **Relationships and sex education briefing for councillors** provides a summary of the evidence, the factors necessary for effective delivery and examples of how councils can support improvements in RSE in preparation for statutory status in 2019.
- Visit the **PHE fingertips tool** to see your local authority's data on **teenage pregnancy, sexual health** and **vulnerable young people**
- Visit the **local health tool** to see ward and MSOA level data on deliveries to teenage mothers (find it within the section on behavioural risk factors and child health)
- Data on teenage pregnancy is **published quarterly by the Office for National Statistics**; this report only covers the most recent full year.

Contact your local PHE knowledge and intelligence service for further advice and support:

|                          |  |
|--------------------------|--|
| North East               | <a href="mailto:LKISNorthEast@phe.gov.uk">LKISNorthEast@phe.gov.uk</a>                   |
| North West               | <a href="mailto:LKISNorthWest@phe.gov.uk">LKISNorthWest@phe.gov.uk</a>                   |
| Yorkshire and the Humber | <a href="mailto:LKISYorkshireandHumber@phe.gov.uk">LKISYorkshireandHumber@phe.gov.uk</a> |
| East Midlands            | <a href="mailto:LKISEastMidlands@phe.gov.uk">LKISEastMidlands@phe.gov.uk</a>             |
| East of England          | <a href="mailto:LKISEast@phe.gov.uk">LKISEast@phe.gov.uk</a>                             |
| West Midlands            | <a href="mailto:LKISWestMidlands@phe.gov.uk">LKISWestMidlands@phe.gov.uk</a>             |
| London                   | <a href="mailto:LKISLondon@phe.gov.uk">LKISLondon@phe.gov.uk</a>                         |

South East  
South West

LKISSouthEast@phe.gov.uk  
LKISSouthWest@phe.gov.uk

## References

1. The prevalence of unplanned pregnancy and associated factors in Britain: findings from the third National Survey of Sexual Attitudes and Lifestyles (Natsal-3). Lancet. Wellings, K et al. Vol 382. November 2013.  
Available from: [www.thelancet.com/journals/lancet/article/PIIS0140-6736\(13\)62071-1/abstract](http://www.thelancet.com/journals/lancet/article/PIIS0140-6736(13)62071-1/abstract)
2. Conception Statistics, England and Wales, 2016. ONS. 2018.  
Available from:  
<https://www.ons.gov.uk/peoplepopulationandcommunity/birthsdeathsandmarriages/conceptionandfertilityrates/datasets/conceptionstatisticsenglandandwalesreferencetables>
3. Childhood mortality in England and Wales, 2016.  
Available from:  
<https://www.ons.gov.uk/peoplepopulationandcommunity/birthsdeathsandmarriages/deaths/bulletins/childhoodinfantandperinatalmortalityinenglandandwales/2016/previousReleases>
4. Live births, stillbirths and linked infant deaths: birthweight by age of mother, numbers and rates, 2016. ONS 2018. Available from:  
<https://www.ons.gov.uk/peoplepopulationandcommunity/birthsdeathsandmarriages/deaths/datasets/childmortalitystatisticschildhoodinfantandperinatalchildhoodinfantandperinatalmortalityinenglandandwales>
5. Child Poverty Strategy: 2014-17. HM Government. 2014. Available from:  
<http://www.gov.uk/government/publications/child-poverty-strategy-2014-to-2017>
6. Long-term consequences of teenage births for parents and their children. Teenage Pregnancy Unit research briefing. Department of Health, 2014. Available from:  
[www.chimat.org.uk/resource/item.aspx?RID=136885](http://www.chimat.org.uk/resource/item.aspx?RID=136885)
7. The 1001 critical days, the importance of the conception to age two period. A Cross Party Manifesto. 2015. Available from: [www.1001criticaldays.co.uk/the\\_manifesto.php](http://www.1001criticaldays.co.uk/the_manifesto.php)
8. National Client Caseload Information System (NCCIS). Department for Education. 2015.
9. Mothers, babies and the risks of poverty. Mayhew E and Bradshaw J (2005) Poverty No 121.  
Available from: [php.york.ac.uk/inst/spru/pubs/55/](http://php.york.ac.uk/inst/spru/pubs/55/)
10. Fatherhood Institute Research Summary: Young Fathers. Fatherhood Institute 2013. Available from: [www.fatherhoodinstitute.org/2013/fatherhood-institute-research-summary-young-fathers/](http://www.fatherhoodinstitute.org/2013/fatherhood-institute-research-summary-young-fathers/)
11. The Next Chapter: Young People and Parenthood. 2017. Action for Children.
12. Conception Statistics, England and Wales, 2016. ONS. 2018. Available from:  
<https://www.ons.gov.uk/peoplepopulationandcommunity/birthsdeathsandmarriages/conceptionandfertilityrates/datasets/conceptionstatisticsenglandandwalesreferencetables>
13. Changes in conceptions in women younger than 18 years and the circumstances of young mothers in England in 2000-2012: an observational study. Wellings K et al. Lancet 388. August 2016.

14. Implementing the United Kingdom Government's 10-Year Teenage Pregnancy Strategy for England (1999-2010): Applicable Lessons for Other Countries. Hadley, A., Chandra-Mouli, V., Ingham, R. (2016). *Journal of Adolescent Health*. May 2016.
15. Implementing the United Kingdom's ten-year teenage pregnancy strategy for England (1999-2010): How was this done and what did it achieve? Hadley, A, Ingham, R, Chandra-Mouli, V (2016). *Reproductive Health*. November 2016.
16. Live births to women aged under-18 in EU-28 countries: 2005, 2014, 2015 & 2016. ONS, 2018.
17. Conception Statistics, England and Wales, 2016. ONS. 2018. Available from: <https://www.ons.gov.uk/peoplepopulationandcommunity/birthsdeathsandmarriages/conceptionandfertilityrates/datasets/conceptionstatisticsenglandandwalesreferencetables>
18. Ward level analysis of Under 18 conceptions. 2017. Public Health England. Unpublished data.
19. A Framework for Sexual Health Improvement in England. Department of Health. 2013. Available from: <http://www.gov.uk/government/publications/a-framework-for-sexual-health-improvement-in-england>
20. Department of Health. PHE remit letter. 2018
21. Public Health Outcomes Framework. 2018. Available from: [www.phoutcomes.info/](http://www.phoutcomes.info/)
22. Teenage conception rates highest in the most deprived areas. Short story published in Conceptions-Deprivation Analysis Toolkit. ONS. 2014. Available from: [www.ons.gov.uk/ons/rel/regional-trends/area-based-analysis/conceptions-deprivation-analysis-toolkit/conceptions-deprivation-measures--2009-11.html](http://www.ons.gov.uk/ons/rel/regional-trends/area-based-analysis/conceptions-deprivation-analysis-toolkit/conceptions-deprivation-measures--2009-11.html)
23. Emerging Answers 2007: Research Findings on Programs to Reduce Teen Pregnancy and Sexually Transmitted Diseases. Kirby, D. National Campaign to Prevent Teen and Unplanned Pregnancy, 2007. Available from: <https://powertodecide.org/what-we-do/information/resource-library/emerging-answers-2007-new-research-findings-programs-reduce>
24. Explaining recent declines in adolescent pregnancy in the United States: the contribution of abstinence and improved contraceptive use. Santelli, J. *American Journal of Public Health*. 2007. Available from: [www.ncbi.nlm.nih.gov/pmc/articles/PMC1716232/](http://www.ncbi.nlm.nih.gov/pmc/articles/PMC1716232/)
25. Understanding the Decline in Adolescent Fertility in the United States, 2007-2012. Lindbert, L., Santelli, J and Desai S (2016). *Journal of Adolescent Health*, 59.
26. International technical guidance on sexuality education: an evidence informed approach. UNESCO 2018. Available from <http://unesdoc.unesco.org/images/0026/002607/260770e.pdf>
27. SRE – the evidence. Sex Education Forum. 2015. Available from: [www.sexeducationforum.org.uk/evidence.aspx](http://www.sexeducationforum.org.uk/evidence.aspx)
28. Relationships education, RSE and PSHE. Policy statement. Department for Education. 2017. Available from: <https://www.gov.uk/government/publications/relationships-education-rse-and-pshe>
29. Young women's experiences of side-effects from contraceptive implants: A challenge to bodily control. Hoggart, L. & Newton, V.L. 2013. *Reproductive Health Matters* 21 (41) 196-204

30. Teenage pregnancies that end in abortion: What can they tell us about contraceptive risk-taking? Hoggart, L. & Phillips, J. 2011. *Journal of Family Planning and Reproductive Health Care* 37 (2) 97-102
31. A League of Teen Births in Rich Countries. Innocenti Report Card. Unicef. 2001. Available from: [www.unicef-irc.org/publications/328](http://www.unicef-irc.org/publications/328)
32. NATSAL-3 (National Survey of Sexual Attitudes and Lifestyles). Unpublished data.
33. Teenage Pregnancy in England. Crawford, C. Institute for Fiscal Studies. 2013. Available from: [www.ifs.org.uk/publications/6702](http://www.ifs.org.uk/publications/6702)
34. A League of Teen Births in Rich Countries. Innocenti Report Card. Unicef. 2001. Available from: [www.unicef-irc.org/publications/328](http://www.unicef-irc.org/publications/328)
35. Teenage conception rates highest in the most deprived areas. Short story published in Conceptions-Deprivation Analysis Toolkit. ONS. 2014. Available from: [www.ons.gov.uk/ons/rel/regional-trends/area-based-analysis/conceptions-deprivation-analysis-toolkit/conceptions-deprivation-measures--2009-11.html](http://www.ons.gov.uk/ons/rel/regional-trends/area-based-analysis/conceptions-deprivation-analysis-toolkit/conceptions-deprivation-measures--2009-11.html)
36. Teenage Pregnancy in England. Crawford, C. Institute for Fiscal Studies. 2013. Available from: [www.ifs.org.uk/publications/6702](http://www.ifs.org.uk/publications/6702)
37. Births to looked after children. 2015. Public Health England. Unpublished data.
38. Preventing unplanned pregnancy and improving preparation for parenthood for care-experienced young people. Fallon, D. & Broadhurst, K. 2015. Universities of Manchester and Lancaster, on behalf of Coram.
39. The prevalence of unplanned pregnancy and associated factors in Britain: findings from the third National Survey of Sexual Attitudes and Lifestyles (Natsal-3). *Lancet*. Wellings, K et al. Vol 382. November 2013. Available from: [www.thelancet.com/journals/lancet/article/PIIS0140-6736\(13\)62071-1/abstract](http://www.thelancet.com/journals/lancet/article/PIIS0140-6736(13)62071-1/abstract)
40. Teen birth rates in sexually abused and neglected females. Noll, J.G & Shenk, C.E. *Paediatrics*, 2013 April: 131 (4) 1181-7.
41. Contributions of alcohol use to teenage pregnancy and sexually transmitted infections rates. 2010. North West Public Health Observatory, Centre for Public Health. Liverpool John Moores University.
42. Previous Pregnancies Among Young Women Having an Abortion in England and Wales. McDaid, L. A., Collier, J. & Platt, M.J. 2015. *The Journal of Adolescent Health*. 57 (4) 387-392.
43. Lesbian & bisexual women's likelihood of becoming pregnant: a systematic review and meta-analysis. Bewley, S. & Mead, C. 2016. *BJOG*. An international journal of Obstetrics and Gynaecology.
44. Adverse Childhood Experiences (ACEs) in Hertfordshire, Luton and Northamptonshire. Ford, K. et al. Centre for Public Health. Liverpool John Moores University.
45. Abortion Statistics England and Wales: 2016. 2017. Department of Health.
46. Predictors and timing of initiation of antenatal care in an ethnically diverse urban cohort in the UK. *Pregnancy and Childbirth* 2013; 12:103.

47. Pregnancy and Complex Social Factors: A model for service provision for pregnant women with complex social factors. Royal College of Obstetricians and Gynaecologists and Royal College of Midwives. 2010. National Collaborating Centre for Women's and Children's Health. Commissioned by NICE.
48. Decision Making Support within the Integrated Care Pathway for Women Considering or Seeking Abortion. Guidance for commissioners for improving access and outcomes for women. 2014. Family Planning Association and Brook.
49. Previous Pregnancies Among Young Women Having an Abortion in England and Wales. McDaid, L. A., Collier, J. & Platt, M.J. 2015. *The Journal of Adolescent Health*. 57 (4) 387-392.
50. Abortion Statistics England and Wales 2016: repeat abortions to under 19s. 2017. Department of Health, unpublished data.
51. Contraception After Pregnancy: FSRH Guideline. 2017. Faculty of Sexual and Reproductive Health.
52. Sure Start Plus: national evaluation. Final report. Wiggins, M. Social Science Research Unit, Institute of Education. 2005.
53. The Education of Pregnant Young Women and Young Mothers in England. University of Newcastle. 2005. Available from: [webarchive.nationalarchives.gov.uk/20130401151715/http://www.education.gov.uk/publications/eOrderingDownload/RW40.pdf](http://webarchive.nationalarchives.gov.uk/20130401151715/http://www.education.gov.uk/publications/eOrderingDownload/RW40.pdf)
54. Impact of Care to Learn: tracking the destinations of young parents funded in 2006/07 and 2007/08. Vaid L, Mavra L, Sims L. Centre for Economic and Social Inclusion and Learning and Skills Council. 2009. Available from: [dera.ioe.ac.uk/1373/1/care\\_to\\_learn\\_report\\_23-09-10.pdf](http://dera.ioe.ac.uk/1373/1/care_to_learn_report_23-09-10.pdf)
55. Effectiveness of a nurse-led intensive home-visitation programme for first-time teenage mothers (Building Blocks): A pragmatic randomised controlled trial. 2015. Robling, M. et al. *Lancet*, 387, 146–155.
56. Family Nurse Partnership Next Steps. 2017. FNP National Unit. <http://fnp.nhs.uk/evidence/fnp-next-steps>
57. Early Intervention Guidebook. 2017. <http://guidebook.eif.org.uk/programmes/family-nurse-partnership>
58. Fatherhood Institute Research Summary: Young Fathers. Fatherhood Institute 2013. Available from: [www.fatherhoodinstitute.org/2013/fatherhood-institute-research-summary-young-fathers/](http://www.fatherhoodinstitute.org/2013/fatherhood-institute-research-summary-young-fathers/)
59. Young Fathers and their Perspective of Health and Well-Being, in Portier, F. (ed.) Lau Clayton, C. (forthcoming 2017). *Population Health Perspective*. Abingdon: Routledge.

First published: January 2018

Revised: May 2018

Accessed: September 2018

© Crown copyright 2018

Re-use of Crown copyright material (excluding logos) is allowed under the terms of the Open Government Licence, visit <http://www.nationalarchives.gov.uk/doc/open-government-licence/version/3/> for terms and conditions.