

Derby City Council's Climate Change Action Plan

2022 – 2024

Achieving net zero by 2035

Foreword

Derby City Council declared a climate emergency in May 2019. This was in response to the global impacts of Climate Change and the consequences for our city and our residents. We have all started to see some of these for ourselves - increased local flooding, higher temperatures during the summer and unusual weather patterns.

It is imperative that we, as the Council, act now and act fast, which is why we are pledging to reduce our emissions and achieve net-zero by 2035.

This Climate Change Action Plan, which is aligned to our Green City ambition in our Council Plan, represents our commitment to tackling the causes of climate change and trying to reduce the effects they have on our city. We are pledging to protect and enhance our environment, whilst building a green, vibrant and resilient Derby.

The plan is our first attempt and we know it isn't perfect because this is a complicated and wide-reaching issue. What we have tried to do is set out how we are going to take steps towards our target, working with our colleagues to ensure that climate change is at the heart of every decision, project, or plans we make. It won't be an easy journey, there are many difficult decisions that we will have to make, but we are committed to stepping up to the challenge and will continue to monitor our progress.

We will embrace new greener technology and best practices to ensure we are doing the right thing for Derby. We have already introduced various initiatives that positively help such as Our City, Our River flood defence programme to mitigate flood risks, the Roadside Nitrogen Dioxide (NO₂) Local Air Quality plan to improve the quality of the air in the city, our Waste Management Strategy to support recycling and waste reduction and supporting Derby as a centre of excellence for future fuels technology.

I want to thank residents, colleagues and partners for their hard work and dedication to tackling climate change in Derby. We still have a great deal to do together to get to net carbon zero and I look forward to your continued commitment to our city's journey.

Paul Simpson, Chief Executive Derby City Council

Contents

Foreword.....	1
Introduction	3
Where are we now?	3
Where do we want to be?.....	3
How are we going to get there?	4
Understanding the Council’s carbon footprint.....	4
Structure of our Plan	6
Our Assets	7
Buildings – Corporate Estate.....	7
Buildings – Derby Homes	10
Fleet	12
Street lighting	13
Renewable Energy.....	14
Our Processes	16
Planning	16
Procurement.....	17
Carbon Offsetting	18
Democracy and monitoring	19
Our Place	21
Waste	21
Natural Environment.....	22
Air Quality.....	25
Community and collaboration	27
Our Colleagues.....	28
Travel	29
How it all works	30
Internal	30
External	30
Monitoring our progress and impact.....	31

Introduction

The Council and the city are on an urgent and challenging journey to net zero by 2035. This is an incredibly ambitious commitment 15 years in advance of the UK's national target of net zero carbon by 2050.

This action plan is all about what the Council can do in this area to make a real difference to reduce its carbon footprint and to act as a catalyst for local action to tackle our declared climate emergency.

Where are we now?

Climate change is the “the biggest threat to security that modern humans have ever faced”¹. In 2019, Derby City Council declared a climate emergency in recognition of the urgent need to reduce greenhouse gas emissions and safeguard our climate from heating by more than 1.5°C (compared to pre-industrial levels).

The Council has already done some good work in this area from building a hydropower plant on the banks of the River Derwent to provide power to the Council House to retrofitting solar panels to over 1,000 of our Derby Homes properties and investing in electric vehicles to be used by our colleagues.

However, there are more steps we need to take to help us reach our ambitions. The UK's greenhouse gas emissions are coming down but there's a long way to go to reach net zero.

Where do we want to be?

The Climate Change Act 2008 says we must be net zero by 2050 but we're more ambitious than that. We want to be a net zero organisation by 2035.

This means that by 2035, we will reduce our greenhouse gas emissions drastically and have steps in place to remove any remaining emissions from the atmosphere.

Being net zero means that as an organisation, we won't emit any carbon dioxide or other greenhouse gasses from our buildings, or our activities and we'll also have a wider effect on reducing emissions throughout the city. Currently, we produce less than 2% of the overall emissions in the city.

By becoming net zero, we'll benefit not just our organisation but also the city. The co-benefits to our residents include:

- improved public health
- a cleaner, greener environment to live and work in
- reduced inequalities
- better transport infrastructure and less cars on the road
- more jobs and a more resilient economy.

¹ David Attenborough, addressing the United Nations Framework Convention on Climate Change (UNFCCC) in November 2021

How are we going to get there?

In developing our plan our strategy has been to prioritise those actions that:

- ★ TARGET: will give us the biggest carbon impact in the shortest time
- ★ COLLABORATE: can impact multiple services or work together more effectively
- ★ EMBED: bring decarbonization into our decision making at every level
- ★ LEARN: increase our knowledge and skills on emission reduction across the organisation.

Our action plan sets out the specific things we will do, and by when, to reach net zero by 2035. To achieve this, we first need to know where our emissions currently come from. We estimate that our emissions (direct and indirect) are 25,000 tonnes per year.

We're a large organisation so to make sure our Plan is going to be effective we've taken an in-depth look at ourselves and where we need to prioritise our de-carbonisation efforts to deliver the best results.

Like any long-term plan, the goal-posts may move and we must be able to adapt to that. For example, if the Government changes their legislation, we may need to change what we do and when we're going to do it. We're a learning organisation, so that's why a team of Climate Champions at the Council will be continuously monitoring and reviewing our actions and updating our Plan to show what we've achieved and where we've potentially had to steer our ship in a different direction to overcome challenges.

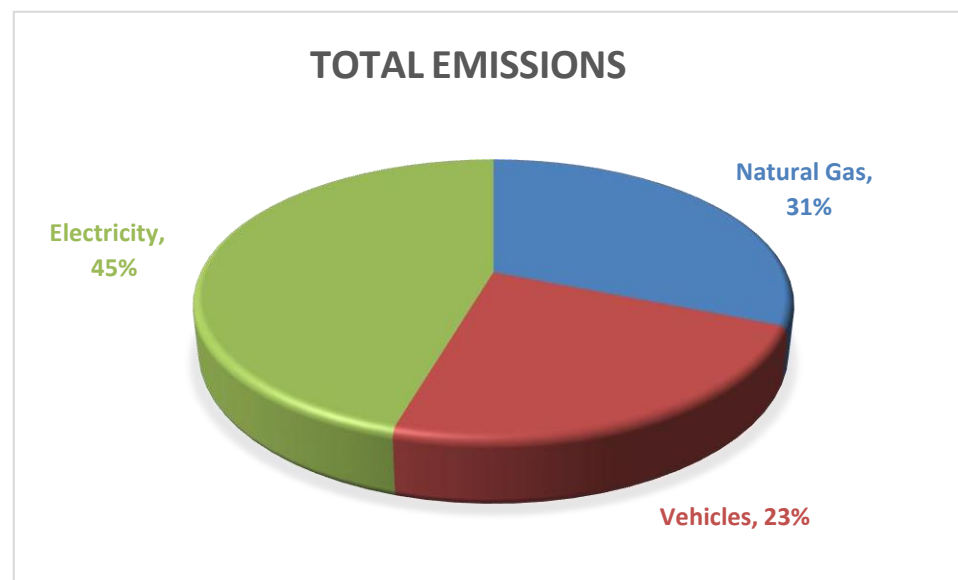
Our journey to net zero is just that, a journey, which could mean diversions and route changes as we're travelling the path to reduce our carbon emissions and if necessary, offset the remainder.

Understanding the Council's carbon footprint

To help begin our journey to net zero, a carbon baselining exercise was undertaken in 2020 to evaluate and understand the Council's 'direct' emissions which we directly influence and control. These include:

- Scope 1 emissions are from activities owned or controlled by the Council including emissions from combustion in council owned or controlled boilers, furnaces and vehicles.
- Scope 2 emissions are associated with purchased electricity, heat, steam and cooling. These indirect emissions are a consequence of the Council's energy use but occur at sources not owned or controlled by the Council including grid supplied electricity and heat provided through a heat network.

The Council's Scope 1 and 2 energy and fuel use emissions for 2019 amount to 11,476 tonnes CO₂e.



The Council also has Scope 3 emissions which are far more challenging to capture and potentially amount to a higher proportion of total emissions than Scope 1 and 2 combined.

Scope 3 emissions are a consequence of our actions that occur at sources we do not own or control. Examples of Scope 3 emissions include business travel by means not owned or controlled by the Council (going on trains, using personal cars for business), using commercial organisations to dispose of our house-hold waste along with the goods and services that we purchase, etc.

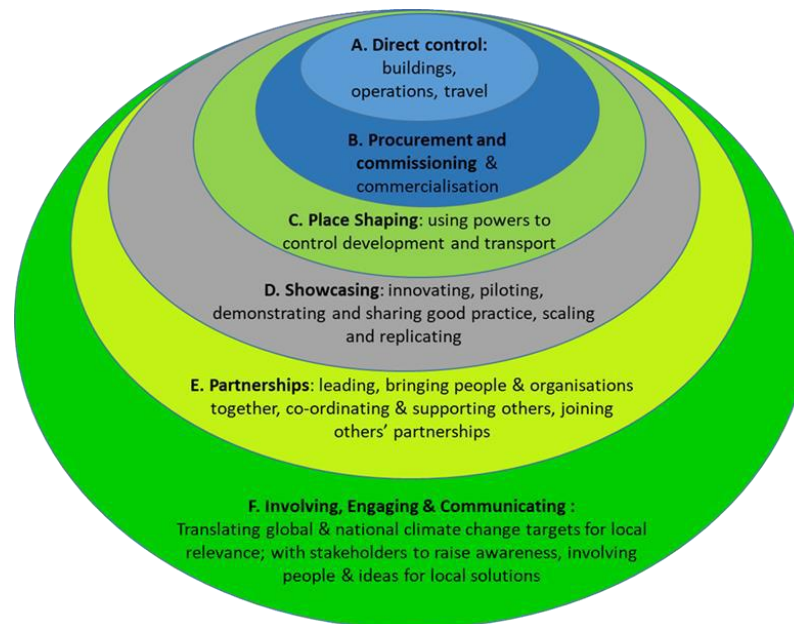
While Scope 3 emissions are not directly generated by ourselves, we can, however, influence other organisations to reduce their own emissions, for example, through the supply chain relationships we have with local businesses.

In terms of our wider 'influencing' role in Derby, we can show this through the Onion Diagram shown below.

Our scope 1 and 2 emissions are within the first ring of the onion (A) and our Scope 3 emissions are mainly within rings B

The remainder mainly comes under the remit of the City's Climate Change Commission and the city's emerging Climate Change Strategy.


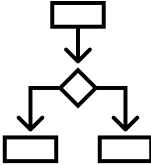


Our plan also includes several areas that fall into the third ring (C) that are needed to tell the story of how the Council helps to shape out city. It should be acknowledged that these emissions contribute to the City's overall carbon emissions and not the Councils, so we will deal with these areas differently when we come to review our progress. We work closely with the four action hubs of the Derby Climate Commission to align our action plan and those supporting the city-wide strategy, such as areas like transport, where the Council has an important role in helping facilitating the changes our organisations and residents need to make to achieve our net zero goal.



Structure of our Plan

Accounting for our carbon emissions is not exact science but it is necessary to establish a base line to see how, and where, we are making progress. To help us do this we have broken down our organisation into four themes – Our Assets, Our Processes, Our Place and Our Culture.

Each theme contains several different areas of Council activity that will be looked at in some detail as part this exercise. Each area is outlined in the next section accompanied by a dedicated action plan detailing what we intend to do to reduce our carbon footprint.

Theme	Areas
Our Assets	<ul style="list-style-type: none"> ★ Buildings – Corporate Estate ★ Buildings – Derby Homes ★ Fleet ★ Street Lighting ★ Highways ★ Renewable Energy 
Our Processes	<ul style="list-style-type: none"> ★ Planning ★ Procurement ★ Carbon Offsetting ★ Democracy and monitoring 
Our Place	<ul style="list-style-type: none"> ★ Waste ★ Natural Environment ★ Air Quality 
Our Culture	<ul style="list-style-type: none"> ★ Community and collaboration ★ Our Colleagues ★ Travel 

Our Assets

Buildings – Corporate Estate

Our corporate estate (132 sites), accounts for over half of our overall emissions. The emissions from gas and electricity consumption in 2019/20 equated to 8,784 tonnes, which has a financial cost of £3.7 million.

We will work with our sites to reduce their emissions, focusing on: building design, heating and cooling, ventilation, lighting and renewable energy.

Reference	Action Description	Timescale	Resources / Cost Implications	RAG Status	Outputs, outcomes and benefits	Lead Service	Priority (1 – 5)
1.1a	Redevelop the Kedleston Road Training Centre as a 'low carbon' asset	Mar-24	Internal delivery team Costs to be identified likely to include £300,000 design cost	RED	A more efficient building resulting in reduced emissions. A holistic approach aims to reduce energy consumption to its lowest levels through behavioural and technical changes. Renewables can then be considered. Tackling the building will result in greater energy savings.	Property Services	1
1.1b	Plan the development of a new or refurbished crematorium, incorporating energy capture	In line with the project plan	TBC	GREEN	Sustainable service with reduced emissions. Holistic and collaborative approach to ensure carbon reduction is a driver of change.	Property Services	1
1.1c	Undertake Property Review process using EPC and DEC ratings as a guide and evidence impact of actions taken <i>NB - the recommendation is for all new buildings to achieve a mandatory 'A rated' EPC</i>	Plan to be developed in line with the Energy Strategy	TBC but Internal delivery as part of service management	GREEN	Produce an Energy Design Brief, which will set out the considerations and targets for all new and retrofit projects (September 2021). Embed energy reduction as part of the tender process, ensuring emissions inform decision making. All refurbished buildings to have progressive improved carbon emissions reductions	Property Services	1
1.1d	Complete quarterly energy reports, feeding into corporate landlord, to inform the Council's Property Strategy, including insight on energy consumption data showing month on month comparisons identifying areas of saving and areas of concern	Ongoing, quarterly, to be evaluated at the end of March each year	Internal delivery as part of service management	GREEN	Identification of further opportunities to commission activities to reduce carbon emissions - including identification of renewable options. Using insight to closely monitor the success of energy reduction measures. Email alerts for any unexpected consumption increases and/or issues that is informed by an effective use of insight. Established early risk warning measures. Reports will also allow the Energy Manager to determine areas that need	Property Services	1

Reference	Action Description	Timescale	Resources / Cost Implications	RAG Status	Outputs, outcomes and benefits	Lead Service	Priority (1 – 5)
					investment to reduce energy consumption along with low and no cost measures.		
1.1e	Commission energy surveys to identify potential energy saving projects, starting with the 'Top 23' energy consuming sites / assets	December 2022 September 2026	TBC Internal delivery as part of service management plus consultation costs	AMBER	Identification of further opportunities to commission activities to reduce carbon emissions - including identification of renewable options. Using insight to closely monitor the success of energy reduction measures. Email alerts for any unexpected consumption increases and/or issues that is informed by an effective use of insight Established early risk warning measures. This will allow us to determine areas of investment to reduce water consumption. Monitoring consumption will also allow early leak detection.	Property Services	3
1.1f	Investigate recording equipment to allow data collection on the usage of the Hydro Plant	December 2022	TBC - Internal delivery as part of service management plus equipment costs	AMBER	Identification of further opportunities to commission activities to reduce carbon emissions - including identification of renewable options. Using insight to closely monitor the success of energy reduction measures. Email alerts for any unexpected consumption increases and/or issues that is informed by an effective use of insight. Established early risk warning measures. To determine the usage of generated electricity overnight.	Property Services	2
1.1g	Commission energy surveys to identify potential energy saving projects, starting with the 'Top 23' energy consuming sites / assets	December 2022	TBC Internal delivery as part of service management plus consultation costs	GREEN	Identification of further opportunities to commission activities to reduce carbon emissions - including identification of renewable options. Using insight to closely monitor the success of energy reduction measures. Email alerts for any unexpected consumption increases and/or issues that is informed by an effective use of insight. Established early risk warning measures. Surveys will determine a program of works which will reduce carbon emissions and financial costs. Considering renewable options.	Property Services	1

Reference	Action Description	Timescale	Resources / Cost Implications	RAG Status	Outputs, outcomes and benefits	Lead Service	Priority (1 – 5)
1.1h	Carry out cost benefit analysis on each of the recommendations from the 23 energy surveys	December 2023	Internal delivery as part of service management	GREEN	Identification of further opportunities to commission activities to reduce carbon emissions - including identification of renewable options. Using insight to closely monitor the success of energy reduction measures. Email alerts for any unexpected consumption increases and/or issues that is informed by an effective use of insight. Established early risk warning measures. Enable financial and carbon savings to be determined.	Property Services	1
1.1i	Conduct surveys on the remainder of the retained property portfolio where necessary	December 2023	TBC Internal delivery as part of service management plus consultation costs	GREEN	Identification of further opportunities to commission activities to reduce carbon emissions – including identification of renewable options Using insight to closely monitor the success of energy reduction measures Email alerts for any unexpected consumption increases and / or issues that is informed by an effective use of insight Established early risk warning measures Surveys will determine energy improvements to reduce carbon emissions and financial costs.	Property Services	5
1.1j	Use the current funding streams identified in the MTFP to develop a holistic approach to Perth House re-development (low carbon)	2023/24	TBC	RED	A more efficient building. A holistic approach aims to reduce energy consumption to its lowest levels through behavioural and technical changes. Renewables can then be considered. Tackling the building as a whole will result in greater energy savings.	Property Services	1
1.1k	Review our workspace requirements and update the Corporate Asset Management Plan	Plan to be developed in line with the Energy Strategy	TBC	AMBER	More efficient buildings. Potential to reduce energy consumption	Property Services	1
1.1l	Identify low and no cost energy efficiency measures working alongside site managers, budget holders and occupants of the buildings	Ongoing	Internal delivery as part of service management	RED	More efficient buildings. Potential to reduce energy consumption	Property Services	1

Reference	Action Description	Timescale	Resources / Cost Implications	RAG Status	Outputs, outcomes and benefits	Lead Service	Priority (1 – 5)
1.1m	Complete a review of building management systems (BMS) to improve insights and impact analysis	January 2023	Internal delivery as part of service management	RED	Identification of further opportunities for improvements in relation to energy saving and optimisation of energy systems	Property Services	3
1.1n	Install LED lighting across the whole council property estate to reduce lighting costs by 20% at each site	January 2026	TBC	GREEN	Carbon and cost savings delivered	Property Services	1
1.1o	Consider renewable alternatives prior to replacement boiler installation. This will incorporate improvements to thermal elements of the building prior to installation	Plan to be developed in line with the Energy Strategy	TBC	RED	More efficient buildings. Ensure significant carbon reductions with all new boilers	Property Services	1
1.1p	Invest in water reduction measures to reduce carbon and chemical usage from water treatment	Plan to be developed in line with the Energy Strategy	TBC	AMBER	Increase use of renewable energy. Financial and carbon savings	Property Services	2

Buildings – Derby Homes

In addition to Council buildings, we need to make our properties, that are managed by Derby Homes, as energy efficient as they can be.

Over the past 25 years, we've made big investments in energy efficiency improvements for all our housing stock. This work means that soon, all our properties will have an EPC rating of C or above. Already, they are amongst the most energy efficient in the country. Our investments have reduced energy costs by £3.7m a year and removed 23,688 tonnes of emissions.

Reference	Action Description	Timescale	Resources / Cost Implications	RAG Status	Outputs, outcomes and benefits	Lead Service	Priority (1 -5)
1.2a	Explore the feasibility of installing air source heat pumps on heating system upgrades starting with new builds, then extending to full heating system replacements	Ongoing - review at the end of March each year	(RHI)	AMBER	More efficient buildings	Derby Homes	1

Reference	Action Description	Timescale	Resources / Cost Implications	RAG Status	Outputs, outcomes and benefits	Lead Service	Priority (1 -5)
1.2b	Provide additional Solar PV systems to suitably located properties with an SAP of D or below and/or to properties housing the elderly and vulnerable	Ongoing - review at the end of March each year	HRA Capital budget. Explore availability of Government funding. Identify properties via aerial/GIS imagery	AMBER	More efficient buildings and reduced costs for residents	Derby Homes	2
1.2c	Complete the installation of wall insulation to the last few remaining homes that require this work	2023	Green Homes Grant, ERDF funding, HRA Capital budget	GREEN	More efficient buildings	Derby Homes	3
1.2d	Promoting new builds to be 'net zero' using green construction methods, such as timber framed properties, utilising timber from sustainable sources	Ongoing - review at the end of March each year	Utilise green technologies, green methods of construction and green energy suppliers	AMBER	More efficient buildings	Derby Homes	1
1.2e	Procure new energy supplier(s) for all properties, ensuring the supplier only uses electricity from 100% renewable sources	Ongoing - review at the end of March each year	TBC	GREEN	Increased use of renewable energy. More efficient buildings	Derby Homes	3
1.2f	Utilise 'green technologies and low carbon materials' as part of any tender process for material supply chains and new contracts	Ongoing - review at the end of March each year	Internal delivery as part of service management	AMBER	Increased use of renewable energy More efficient buildings	Derby Homes	3
1.2g	Continue to provide energy efficiency advice for our customers, to aid the reduction of our carbon footprint.	Ongoing - review at the end of March each year	Internal delivery as part of service management - use of existing Energy Efficiency Officers	AMBER	More efficient buildings and reduced costs for residents	Derby Homes	1
1.2h	Promote efficient re-cycling of waste, to reduce the carbon footprint of Derby Homes	Ongoing - review at the end of March each year	Continued use of waste transfer station at London Road and existing staff	AMBER	Sustainable waste disposal	Derby Homes	3

Reference	Action Description	Timescale	Resources / Cost Implications	RAG Status	Outputs, outcomes and benefits	Lead Service	Priority (1 -5)
1.2i	Investigate introduction of hydrogen ready boilers/heating systems. This is in its infancy and will be introduced on a phased approach. More clarity is needed in terms of hydrogen roll out to make these decisions	2030	External (Infrastructure) and use of HRA Capital budget. Explore availability of government funding	AMBER	More efficient buildings and reduced costs for residents	Derby Homes	5
1.2j	Integrate decarbonisation into all maintenance work, such as consideration of solar PV on roof covering replacements	Ongoing - review at the end of March each year	In-house resource where possible, external local contractors or partners on specialist works or due to human resources constraints	GREEN	More efficient buildings and reduced costs	Derby Homes	2

Fleet

In 2019/20, the operation of our own fleet to deliver services such as waste collection, highway repairs and outreach programmes, including Derby Homes, resulted in the emission of 2,691 tonnes of CO2e equivalent. Our fleet currently includes 568 vehicles / plant items / mowers and 400 small plant (strimmers / chain saws/ ped mowers).

Reference	Action Description	Timescale	Resources / Cost Implications	RAG Status	Outputs, outcomes and benefits	Lead Service	Priority (1 -5)
1.3a	Complete a feasibility study to undertake a complete depot overhaul at Stores Road.	June 2022	TBC – cost of feasibility study which will establish need.	AMBER	To include charging posts, civil engineering implications for the installation and trenching costs to the depot and cost of electrical work for cabling and connection. Identified opportunities for alternative fuelling	Fleet Management	1
1.3b	Review options for pool car facilities, including 'super low emission' options	Ongoing - quarterly to be evaluated at year end	Contingent upon staff travel plan	AMBER	Identified opportunities for alternative fuelling/reduced emissions	Fleet Management	1
1.3c	Introduce Ultra Low Emission Vehicles (ULEV) / electric smaller and medium fleet vehicles upon renewal, or when technology	Ongoing - quarterly to be evaluated at year end	Internal delivery as part of service management - plus infrastructure costs	AMBER	Reduction on diesel/petrol fuel consumption	Fleet Management	1

Reference	Action Description	Timescale	Resources / Cost Implications	RAG Status	Outputs, outcomes and benefits	Lead Service	Priority (1 -5)
	versus operational consideration balance is appropriate to do so						
1.3d	Introduce ULEV / electric medium and large fleet vehicles upon renewal or when technology vs operational consideration balance is appropriate to do so	To be completed by 2030	Internal delivery as part of service management – plus technology and infrastructure	AMBER	Reduction on diesel/petrol fuel consumption	Fleet Management	1
1.3e	Add more battery powered hand tools, plant diggers, small sweepers as appropriate <i>i.e. trimmers, strimmers, mowers upon renewal or when technology vs operational consideration balance is appropriate to do so</i>	To be completed by 2030	Ongoing	AMBER	Reduced emissions.	Fleet Management	2
1.3f	Continue to review current diesel fleet and optimise logistics, including waste collection and grounds maintenance route rationalisation and optimisation	Ongoing - according to the vehicle replacement programme	Costs dependent on technology and infrastructure purchased.	AMBER	Identified opportunities for alternative fuelling/reduced emissions when compared to current fleet	Fleet Management	1
1.3g	Replace waste collection vehicles at the end of their life or when appropriate, with cleanest proven technology the Council can support and afford.	Ongoing - according to the vehicle replacement programme	Costs dependent on technology and infrastructure, e.g. electrifying a single RCV is circa 153% purchase cost compared to diesel	AMBER	Reduced emissions when compared to current fleet	Waste Management	1

Street lighting

The Council is committed to providing good street lighting using the latest technology available. By 2025, there are expected to be 350 million streetlights around the world. Emissions from street lighting accounted for nearly 50% of the Council's electricity in 2019/20 and so contributes significantly to our carbon emissions.

Reference	Action Description	Timescale	Resources / Cost Implications	RAG Status	Outputs, outcomes and benefits	Lead Service	Priority (1 is high)
1.4a	Upgrade the A5111 Outer Ring Road lighting	2027 onwards	Approx. £10,000 to survey and then £800,000 to implement	RED	Reduced costs and emissions (50-60% benefit)	Lighting	5

Reference	Action Description	Timescale	Resources / Cost Implications	RAG Status	Outputs, outcomes and benefits	Lead Service	Priority (1 is high)
1.4b	Maintain regular review and scrutiny of energy consumption through street lighting service meetings, using insight to target interventions	Ongoing - monthly to be evaluated at the end of March each year	Internal delivery as part of service management	GREEN	Evidence of reduced costs and emissions through effective insight	Lighting	1
1.4c	Convert and install 3,492 LED lights (low pressure sodium luminaries)	June 2022	Internal delivery as part of service management	GREEN	A reduction in consumption of energy by 64.5%	Lighting	1
1.4d	Replace approximately 2,000 street lighting assets	June 2022	Internal delivery as part of service management	GREEN	A reduction in consumption of energy by 64.5%	Lighting	1
1.4e	15 High Mast assets (lighting columns) in the city centre, which have clusters of high wattage lights upgraded/replaced	January 2022	Internal delivery as part of service management	GREEN	Carbon emissions will be reduced from 85,542.07 to 43,689.51kWh	Lighting	1
1.4f	Upgrade 'supported and made deemed to comply stock'	2022+	£2.2million	RED	Evidence of reduced costs and emissions	Lighting	1

Renewable Energy

Generating renewable energy on site will not only help us reach our target but will also help to reduce our operating costs over the long term. Renewable energy is collected from renewable resources, which are naturally replenished on a human timescale, including carbon neutral sources like sunlight, wind, rain, tides, waves and heat from the ground. The big advantage with deriving energy from these sources is the absence of any greenhouse gas emissions, in contrast to the traditional burning of fossil fuels like coal, oil and gas.

Reference	Action Description	Timescale	Resources / Cost Implications	RAG Status	Outputs, outcomes and benefits	Lead Service	Priority (1 is high)
1.5a	Undertake a series of modifications to the Derwent hydro station to help increase its generating capacity	March 2022	TPC requires external funding	AMBER	Improved efficiency of the hydro station and potential to improve and extend energy generation.	Facilities Management	1
1.5b	Look for opportunities to integrate renewable energy opportunities in the Council's main regeneration projects and capital schemes	Ongoing	TBC requires revenue funding and effective targeting	AMBER	Improved energy efficiency and carbon reduction across our regeneration schemes.	Climate Change team City Growth & Development	1

Reference	Action Description	Timescale	Resources / Cost Implications	RAG Status	Outputs, outcomes and benefits	Lead Service	Priority (1 is high)
1.5c	Buy energy from 100% renewable sources	September 2024	Internal delivery as part of service management	AMBER	Carbon savings	Property Services Facilities Management	1
1.5d	Utilise the Council's estate for energy generation opportunities	June 2022 onwards	Internal delivery as part of service management and available funding opportunities	RED	Generate income and reduce reliance on grid electricity	Property Services	2
1.5e	Work with Derbyshire County Council and all Derbyshire Authorities to progress a renewable energy study	June 2022 onwards	Internal delivery as part of service management	GREEN	The Renewable Energy Study will examine all forms of renewable energy technology	Planning Services	2

Our Processes

Planning

Derby is a compact city with a growing population. Our Derby City Local Plan (DCLP) plans for more new homes and jobs up to 2028. New developments will contribute towards our carbon emissions, so we need to take action to make development more carbon neutral as soon as possible. Energy efficient homes and businesses, sustainable transport, sustainable drainage schemes and green infrastructure that provide carbon sinks, flood storage and urban cooling, are key opportunities that planning can bring to our communities.

Reference	Action Description	Timescale	Resources / Cost Implications	RAG Status	Outputs, outcomes and benefits	Lead Service	Priority (1 - 5)
2.1a	Develop and confirm a vision for 'Net Zero' planning policy within the city, aligned with government, peer, and industry best practice, and reflecting on the outcomes and aspirations of COP26	2024/5	Internal delivery as part of service management as part of Local Plan process	AMBER	Insight led decisions Identified areas for carbon sinks giving extra protection	Planning Service	1
2.1b	Include a guidance note to the application criteria for new planning applications received including a requirement for a carbon reduction energy statement with every application	April 2022	Completed	AMBER	Better informed decision making and improved development schemes	Planning Service	1
2.1c	Promote ecology and biodiversity plans and 10% enhancement in applications	November 2022	TBC Specialist resource required to assess all schemes that are submitted	RED	Agreed standards to support reduced emissions Improving the knowledge base of the Councillors and colleagues regarding climate change All Council development projects are exemplar with regards to their environmental credentials	Planning Service	1
2.1d	Develop robust planning policy and supplementary planning policy through the Local Plan on climate and biodiversity matters	2024/5	As above	RED	Insight led decisions	Planning Service	1
2.1e	Develop a climate change adaption strategy working with various departments to assess the risks and actions required to manage the impact of climate change	July 2022	Internal delivery as part of service management	RED	To ensure business continuity To adapt to the challenges that climate change will bring	Climate Change Officers Group and Climate	1

Reference	Action Description	Timescale	Resources / Cost Implications	RAG Status	Outputs, outcomes and benefits	Lead Service	Priority (1 - 5)
						Change Commission	
2.1f	Build net zero objectives into the brief for Council funded major projects where we directly deliver and work with partners to encourage net zero ambitions in partnership projects / externally funded projects	From 2022	Cost implication for capital cost and potentially ongoing revenue costs e.g. fuel and maintenance	AMBER	More efficient buildings, carbon savings	Assurance team	1

Procurement

Procurement is how we buy goods like tarmac or bins and services such as managing our street lighting. Sustainable procurement means we can get our goods, services and utilities whilst benefitting society, the local economy and minimising damage to our environment. The Government's Committee for Climate Change Report on the role of local authorities' states: "Procurement is a key power that local authorities can use to deliver net zero, particularly in larger contracts and purchases as they have a duty to deliver best value and social value. In 2017 47% of local government spending was in procurement. Procured goods and services can make up 70-80% of a council's total carbon footprint, due to the use of contractors for waste collection, construction, social services and facilities management."

Reference	Action Description	Timescale	Resources / Cost Implications	RAG Status	Outputs, outcomes and benefits	Lead Service	Priority (1 - 5)
2.2a	Establish and agree the Council's vision and policy for Carbon Net Zero Procurement	Summer 2022	Internal delivery as part of service management	RED	Net Zero Procurement Vision / Policy	Procurement	1
2.2b	Establish the priority categories of procurement, taking into account expenditure, the nature and extent of environmental risks and opportunities and the extent of market influence on establishing new contracts	Summer 2022	Internal delivery as part of service management and available data and potential increased costs	RED	A procurement forward plan which identifies deadlines and targets	Procurement	1
2.2c	Identify and engage with internal and external stakeholders	Ongoing	Internal delivery as part of service management	RED	Establishing any training needs/skill gaps and what is possible. For internal stakeholders linked with the Accountabilities framework.	Procurement	2
2.2d	Establish, through the use of the LGA Sustainable Procurement Toolkit, guidance for supplier selection, specification writing,	June 2022	Internal delivery as part of service management	RED	To ensure relevance and proportionality	Procurement	2

Reference	Action Description	Timescale	Resources / Cost Implications	RAG Status	Outputs, outcomes and benefits	Lead Service	Priority (1 -5)
	tender evaluation and contract key performance indicators						
2.2e	Incorporate the collection of relevant data within the contract management requirements	Ongoing	None	AMBER	To enable efficient reporting and data gathering	Smarter Working Group for Contract Management	2
2.2f	Review of existing contracts	Ongoing	Internal delivery as part of service management and potential increased costs	RED	To ensure any existing requirements are being met and/or to negotiate additional benefits prior to the application of any allowable contract extensions	Procurement / Contract Manager	2
2.2g	Drive a multi-streamed approach to achieve 'Net Zero IT' for the Council and it's information technology supply chain, including; desktop and mobile devices, data centres, reuse and recycle, low travel support and commissioning practices, low energy consumption, mandatory supply chain net zero fulfilment and offsetting	Ongoing	Internal delivery as part of service management for technology change and commissioning projects	AMBER	All the Council's equipment procurement will be certified carbon neutral or better Maximised deployment of low energy consuming IT Significant extension of useful life of equipment, through reuse and community re-tasking All IT contracts for the council will be delivered as certifiable 'net zero'	Digital Services	1

Carbon Offsetting

Just reducing our emissions isn't enough to get us to net zero. Once we've reduced our emissions through the actions in this plan and future plans, we'll still need to offset left-over, or residual emissions. As we plan projects, we'll need to 'budget' for emissions in the same way we would with money and balance the carbon books. Part of that planning could include things like sequestration or even carbon capture and storage, depending on the technology available to us.

Reference	Action Description	Timescale	Resources / Cost Implications	RAG Status	Outputs, outcomes and benefits	Lead Service	Priority (1 - 5)
2.3a	Establish a Best Practice Carbon Offsetting model in conjunction with APSE	May 2022	Establish new cross organisation task and finish group	GREEN	Corporate and partnership enabling shared vision for embedding carbon offsetting into all operations and future planning	Climate Change	1

Reference	Action Description	Timescale	Resources / Cost Implications	RAG Status	Outputs, outcomes and benefits	Lead Service	Priority (1 - 5)
2.3b	Carbon Capture Projects - Create business cases for prioritized carbon capture projects (from 2.3a) and seek resources to deliver	March 2023	TBC informed by outcome of 2.3a	AMBER	A pipeline of projects to invest opportunistic funding into a create carbon offset and capture capital	Climate Change	3
2.3c	Carbon Capture Technology - Track the development of sequestration and carbon capture technologies	March 2024	TBC informed by outcome of 2.3a	GREEN	Intelligence led adoption of technologies to allow the Council to help meet its Net Zero goals, and avoidance of those that do not.	Climate Change	3

Democracy and monitoring

If we want to achieve our ambition of being net zero by 2035 then potential impacts on the climate must be a key part of how decisions are made. We want councillors to feel informed about climate impacts and be confident in their decision making when officers recommend an action. To do this, we need councillors to have the latest training, information and advice. We need to be clear and consistent when presenting climate implications in our reports for meetings such as Council and Council Cabinet.

The Council Constitution sets rules of the relationship between the Council, Councillors and residents. The Articles of the Constitution set out roles and responsibilities for Councillors and how decisions are made. Tackling the Climate Emergency will be a key part of our activity for the next decade and beyond, so we need to reflect this in our Council Constitution. We will monitor our progress regularly to help us identify where we are doing well but more importantly those things that are hampering progress.

Reference	Action Description	Timescale	Resources / Cost Implications	RAG Status	Outputs, outcomes and benefits	Lead Service	Priority (1 - 5)
2.4a	Introduction of a climate impact tool for all Key Decisions (financial impact >£250k) – report writers to complete basic climate assessment of their recommended decision, which will produce a diagnostic to be copied into the ‘Climate Implications’ section of reports.	September 2024	Climate tool shared by Chesterfield BC Internal training requirement for report authors	GREEN	Informed and objective decision-making and scrutiny – councillors will be presented with a climate impact score against several standard criteria, allowing the climate impact of an officer recommendation to be compared against another.	Democracy	2
2.4b	Mandatory climate training to be included in annual Councillor Training programme – basic training to be delivered internally to all councillors and bespoke sessions to ‘Climate Champions’, executive decision-makers and scrutiny members.	May 2023	Training programme management plus revenue requirement of approximate £10,000pa	AMBER	Mandatory climate training to be included in annual Councillor Training programme – basic training to be delivered internally to all councillors and bespoke sessions to ‘Climate Champions’, executive decision-makers and scrutiny members.	Democracy	3

Reference	Action Description	Timescale	Resources / Cost Implications	RAG Status	Outputs, outcomes and benefits	Lead Service	Priority (1 - 5)
2.4c	Undertake a constitutional review to embed the Climate Emergency within the Council's Constitution, and to ensure it is reflected in decision-making and Overview and Scrutiny arrangements	September 2022	Internal delivery as part of service management	AMBER	Ensure the Climate Emergency is reflected within the Articles of the Constitution and the terms of reference of Committees and Boards reflect the Council's stated climate objectives. Constitute a dedicated Climate Change Overview and Scrutiny Board, accountable for examining and challenging the Council's response to the climate emergency.	Democracy	3
2.4d	Continue to improve and refine the Council's approach to carbon baselining especially with regards to scope 3 emissions.	June 2022 onwards	Internal delivery as part of service management. Requires ongoing intelligence gathering and learning through organisations such as APSE Energy.	GREEN	Will improve the way we collect and analyse such data to better inform Council decisions.	Climate Change	3
2.4e	Report on Scope 1, 2 and scope 3 emissions (where known) for the Council including Derby Homes, at the end of the current Action Plan period	June 2024	Internal delivery as part of service management. Requires data gathering across the Council and analysis by the Climate Change team.	AMBER	Will help identify the relative progress of the Council in meeting its 2035 net zero target and identify areas which have not as yet been assessed in terms of CO2e emissions.	Climate Change	3

Our Place

Waste

Derby City Council is responsible for collecting and disposing of household waste and recycling from approximately 111,000 properties. During 2019/20, the Council collected 114,268 tonnes of waste and recycling. The majority of this was from wheelie bins but some came from bulky waste collections, litter or waste taken to Raynesway HWRC. By weight, Derby City Council recycled 38.8% of household waste in 2019/20 and each household created 520kg of residual waste at the kerbside. When compared to our neighbours during the same period, we are recycling more but we also produce more waste overall.

The emissions from waste don't just come from the waste itself or us collecting it. Once it has been collected from the kerbside, waste and recycling is then sent on to facilities for sorting and processing. Combined, these emissions (9,969 tonnes of CO₂) are almost as much as all our assets (buildings, vehicles and Derby Homes properties).

Reference	Action Description	Timescale	Resources / Cost Implications	RAG Status	Outputs, outcomes and benefits	Lead Service	Priority (1 - 5)
3.1a	Pursue options to minimise blue bin recycling contamination through communications, refreshing and reinforcing existing procedures and support from Team Derby and other stakeholders/agencies.	Ongoing: evaluated quarterly	Internal delivery as part of service management.	AMBER	Improved efficiency of recycle processing, increasing yield of material that is recycled. Reducing the quantity of waste that needs double handling and transporting onto a suitable facility for disposal, reducing carbon miles.	Waste Management Comms & Marketing	1
3.1b	Rationalise waste collection rounds, using insight to inform decision making, therefore minimising miles and optimising operations.	Ongoing: Main review end of May 2022	Internal delivery as part of service management.	AMBER	Improved efficiency reducing time taken to complete rounds and reducing emissions. More flexibility to accommodate growing numbers of households within existing residence (to a point) Increasing numbers of properties with access to recycling, moving waste up the hierarchy	Waste Management	1
3.1c	Continue to provide a varied programme of awareness and education opportunities enabling customers to move their waste up the Waste Hierarchy. Link into national campaigns to build increasing momentum and normalise these behaviours.	Ongoing - evaluated annually	Internal delivery as part of service management.	AMBER	Improved recycling in terms of participation and material quantity and quality Uptake of schemes such as Real Nappy Cashback and Get Composting Increased levels of engagement with customers More customers accessing resources on the topic Ideally a reduction in waste arisings, but more likely a reduction in any increase	Waste Management Comms & Marketing	2

Reference	Action Description	Timescale	Resources / Cost Implications	RAG Status	Outputs, outcomes and benefits	Lead Service	Priority (1 - 5)
					which is very difficult to quantify Increased awareness of or improve the infrastructure available (if viable) to increase the uptake of the reuse. Also realising the additional social benefits this brings		
3.1d	Introduce a standardised waste service for all council buildings/assets To recycle all materials, may require the services of additional contractors this cost of which may not entirely be offset by reductions elsewhere	Summer 2022	Initial capital outlay for containers and communications. A review will need to take place.	RED	Lead by example Reduction of waste and moving waste up the hierarchy Greater understanding resulting in improved recycling quality Greater participation leading to increased tonnages captured for recycling	Facilities Management Waste Management	3

Natural Environment

Adapting to climate change in a sustainable way, means making our parks and green spaces stronger. They form a natural foundation that is critical to our community in the same way streets, drainage and sewers are. We need to invest in and carefully manage these areas as we would any other assets.

Our parks and green spaces are a lifeline for many. They provide opportunities for play, relaxation and exercise. They also bring communities together and support health and wellbeing, biodiversity and local economic growth. Put simply, nice spaces mean nice places to live and work. We will achieve this by enhancing our parks, green spaces and waterways, creating nature corridors throughout the city, allowing people and animals to move in environments free from traffic and pollution.

Reference	Action Description	Timescale	Resources / Cost Implications	RAG Status	Outputs, outcomes and benefits	Lead Service	Priority (1 - 5)
3.2a	Implement a rewilding scheme on Allestree Park in partnership with Derbyshire Wildlife Trust (DWT), Rewilding Britain and The University of Derby	Subject to consultation and Cabinet approval	TBC Additional capacity required	RED	Significant biodiversity net gain to be quantified / measured. Carbon capture for the city. Natural Health Service. Raising awareness of urban rewilding. National exemplar.	Parks Grounds & Arboriculture	1
3.2b	Establish a number of 'green walls' (including bus shelters) throughout the city as a practical way to increase urban biodiversity.	2022/23	£40,000 plus £7,000 per year	AMBER	Development of natural assets of the city to support a gain in biodiversity	Grounds & Arboriculture Regeneration	4

Reference	Action Description	Timescale	Resources / Cost Implications	RAG Status	Outputs, outcomes and benefits	Lead Service	Priority (1 - 5)
3.2c	Build on current collaboration between services to manage and maintain green spaces for climate change and biodiversity for example 'No Mow May'	2022/23	Internal delivery as part of service management.	GREEN	Assist pollinators, help reduce nitrogen levels in the soil, will improve the quality of wildflower meadows and increase biodiversity as well as potentially reduce fuel usage	Parks Grounds & Arboriculture	1
3.2d	Deliver on vibrancy projects within the city Centre boundary to increase green infrastructure	2022/23	Internal delivery as part of service management with neighbourhood and community	AMBER	Urban biodiversity net gain, raising awareness, improve air quality	Grounds & Arboriculture Regeneration Planning	1
3.2e	Increase the area of designated Local Nature Reserves within the city, including, for example	2022/23	Internal delivery as part of service management. Potential for additional maintenance costs	AMBER	Biodiversity net gain Increased area of protected habitat Carbon capture Community involvement	Parks Grounds & Arboriculture Neighbourhoods Planning	1
3.2f	Continue with the commissioned tree canopy survey and increase tree canopy coverage following projected survey results	2022/23	Internal delivery as part of service management. Tree survey will inform further costs	AMBER	Improved oxygen levels Green spaces	Parks Grounds & Arboriculture Planning Derby Homes Neighbourhoods	1
3.2h	Explore changes to management practices to increase biodiversity on parks, green spaces and verges. Including the reduction of use of pesticides which includes glyphosate	From April 2022	Internal delivery as part of service management.	GREEN	Assist pollinators, help reduce nitrogen levels in the soil, will improve the quality of wildflower meadows and increase biodiversity	Parks Grounds & Arboriculture Planning Derby Homes Neighbourhoods	2
3.2i	Implement biodiversity net gain improvements to offset new built developments.	From 2022/23	Funding secured through net gain outputs where possible	GREEN	Biodiversity net gain New habitat creation Protection of vulnerable 'red list' species	Parks Grounds & Arboriculture Planning	1
3.2j	Develop Sustainable Urban Drainage systems, utilising some areas of parks for the associated environmental improvements, for example, Sunnydale Park Local Nature Reserve, Dale Road Park.	From 2022/22	TBC: Grant funding through EA and ERDF	AMBER	Biodiversity net gain New habitat creation Reduced flooding risk	Land Drainage Parks Grounds & Arboriculture	1

Reference	Action Description	Timescale	Resources / Cost Implications	RAG Status	Outputs, outcomes and benefits	Lead Service	Priority (1 - 5)
3.2k	Through the planning process for major developments, require that the project mitigates through open space allocation, provision of new allotments and planting for public health and the environment	From 2021	Internal delivery as part of service management.	AMBER	Biodiversity net gain New habitat creation	Planning	1
3.2l	Develop a Biodiversity Net Gain Supplementary Planning Guidance document (SPG) and a Householder Guidance Note.	Spring 2022	Internal delivery as part of service management.	GREEN	The SPG will highlight to developers the Council's aspirations to deliver this. The Householder Guidance Note will provide simple measures which could be incorporated into minor developments.	Planning Services	2
3.2m	Work with Derbyshire County Council to develop a Natural Capital Study and a Local Nature Recovery Strategy	March 2023	Internal delivery as part of service management.	GREEN	The Natural Capital Study will provide baseline information about habitats across Derbyshire and including the Peak Park. The Nature Recovery Strategy will set out the habitats and locations which could be improved and will provide the foundations for any off-site Biodiversity Net Gains in the city.	Planning Services Parks	1
3.2n	Further extend river corridor environmental improvements for flora and fauna benefits.	March 2023	TBC: Funding to be secured through Project Munio	GREEN	Biodiversity net gain Habitat creation Nature connections Carbon reductions Reduce flood risk Health and wellbeing	OCOR Parks Grounds & Arboriculture	1
3.2o	Continue to support Friends Groups, volunteers and businesses to undertake tasks and management for the benefit of biodiversity and nature conservation	Ongoing - evaluated at March each year	TBC: Funding to be secured as required Staff time	GREEN	Biodiversity net gain Habitat creation Carbon reductions Reduce flood risk Health and wellbeing Community engagement and awareness	Volunteers/com munity Parks Grounds & Arboriculture Neighbourhoods	1
3.2p	Deliver a tree planting programme across the city including the Queens Canopy Project, community woodland and community orchards schemes	November 2021 to March 2022	TBC: Some funding already secured	GREEN	Improved oxygen levels Biodiversity net gain Habitat creation Nature connections Carbon reductions Community engagement and awareness	Grounds & Arboriculture Pla nning Derby Homes Neighbo urhoods Parks	1
3.2q	Continue to develop and implement a programme of wildflower meadows improvements through programmes including the Higher	Ongoing	Funded scheme	GREEN	Biodiversity net gain Habitat restoration and management	Parks Grounds & Arboriculture	1

Reference	Action Description	Timescale	Resources / Cost Implications	RAG Status	Outputs, outcomes and benefits	Lead Service	Priority (1 - 5)
	Level Stewardship Scheme at Sinfin Moor Park, Chellaston Brickworks, Allestree Park, Darley & Nutwood LNRs, Inglewood Avenue open space and improvements to biodiversity of Highway verges				Carbon reductions Community engagement and awareness	DWT Volunteers	
3.2r	Develop a Biodiversity Action Plan for Parks and green spaces	2022	Internal delivery as part of service management.	GREEN	Provide a strategic direction for the development of biodiversity net gain from across parks and open spaces Provide a benchmark for current provision and set targets for improvements and aspirations for the next 5 years	Parks Grounds & Arboriculture Land Drainage	1
3.2s	Review policies for climate change, green infrastructure, open space, biodiversity and sustainable transport in the next Local Plan	From 2022	Internal delivery as part of service management.	AMBER	The Local Plan is the Statutory Development Plan for the City against which every planning application is determined against. Through various policies, the current plan aims to address the impact of climate change, promote sustainable development, enhance and protect the natural environment and deliver sustainable transport options. It is envisaged that the next Local Plan will carry forward and strengthen this approach.	Planning Services	1

Air Quality

Air pollution is associated with several adverse health impacts. It is recognised as a contributing factor in the onset of heart disease and cancer. Additionally, air pollution particularly affects the most vulnerable in society: children, the elderly, and those with existing heart and lung conditions.² Air pollution is predominantly considered in terms of nitrogen dioxide (NO₂) and fine particulate matter (PM_{2.5}) due to road transport. Petrol and diesel emissions from road transport contributes to both poor air quality and increased CO₂ emissions. Consequently, both air quality and CO₂ can benefit from the shared incentive to reduce reliance on fossil fuel-powered transport. As

² Using national morbidity data, Public Health England calculated that the deaths attributable to poor air quality in Derby are estimated at 131 annually (equivalent to around 1425 life years lost each year).

well as potentially causing a nuisance, bonfires can also produce 'greenhouse' gases such as carbon dioxide. Bonfires can also produce other noxious gases and fine particles which affect human health along with the burning of biomass for heating and power.

It is important that we align our climate change measures with the Council's Air Quality Action Plan (AQAP) to ensure that the two do not conflict.

Reference	Action Description	Timescale	Resources / Cost Implications	RAG Status	Outputs, outcomes and benefits	Lead Service	Priority (1 is high)
3.3a	Promote cleaner vehicles e.g. taxis, EV charging infrastructure, low emissions freight initiatives, buses, anti-idling measures	Ongoing - no completion date	TBC: Needs further policy development and financial support	AMBER	Increase in EV charging points, EV buses and the number of taxis meeting minimum Nox emissions standards Reduced vehicle emissions	Environmental Protection Transport	3
3.3b	Contribute to the D2N2 Local Cycling and Walking Infrastructure Plan	Ongoing	Plan fully funded. Schemes are not all programmed or funded	AMBER	Well-being Reduced vehicle emissions from mode shift	Environmental Protection Transport	2
3.3c	Review Derby Bonfire Enforcement Policy	Ongoing	Internal delivery as part of service management.	AMBER	Reduction of CO2, NO2 and PM2.5 emissions Hard to quantify Some equalities issues to consider and conflicts with Bonfire Night celebrations. Political/public pressure needs to be considered fully	Environmental Protection	4
3.3d	Align Air Quality Action Plan to ensure compatibility with climate agenda	On annual basis	TBC: Resource/ staff constraints and ownership of measures following completion of plan	GREEN	Benefits 1. tackling NO2 hotspots 2. improving the overall air quality across Derby 3. managing PM2.5 exposure 4. reducing CO2 emissions	Environmental Protection	3

Our Culture

Community and collaboration

The climate emergency is an issue that affects everyone in our city. That's why we want to work with the city, for the city when it comes to our journey to net zero. We need the support, knowledge and understanding of our communities so we can develop projects that work for residents as well as ourselves.

We want residents, community groups and other partners across the city to have lots of opportunities to work with us and share their ideas as we head towards 2035 but the Council can't do this alone and we think it's important we look beyond our own organisation for solutions and ideas. Hence, we are supporting development of the Let's Talk Climate communications platform to harness ideas in shaping the City's low carbon vision.

We also know that different communities will have different priorities when it comes to us reaching net zero so we'll adapt how we communicate to make sure that everyone can access information, learn, take part in conversations, take action and help make decisions.

Reference	Action Description	Timescale	Resources / Cost Implications	RAG Status	Outputs, outcomes and benefits	Lead Service	Priority (1 is high)
4.1a	Support the development of the Lets Talk Derby communications platform to harness ideas in shaping the City's low carbon vision	2022	Internal delivery as part of service management.	AMBER	Increased awareness, understanding and behaviour change	Climate Change Team	1
4.1b	Raise awareness of the Climate Emergency amongst residents through existing channels (such as Neighbourhood forums) in partnership with voluntary sector and community groups, setting out how residents can get involved.	Ongoing Review each March	Internal delivery as part of service management.	RED	Increased awareness, understanding and behaviour change	Climate Change Team Neighbourhoods team	1
4.1c	Respond to and collaborate with community climate groups.	Ongoing Review annually	Internal delivery as part of service management.	AMBER	Increased awareness, understanding and behaviour change	Climate Change Team	1
4.1 d	Develop a 'Climate Inequalities Group' to work with specific communities and ensure equal access to Climate knowledge, understanding and action taking	Sep-22	Internal delivery as part of service management.	AMBER	Increased awareness, understanding and behaviour change	Climate Change Team Human Resources Equalities	3
4.1e	Develop and implement a comprehensive and ambitious communications and marketing strategy to support the delivery of	May-22	Internal delivery as part of service management.	GREEN	Increased awareness, understanding and behaviour change	Climate Change Team Communications and Marketing	2

Reference	Action Description	Timescale	Resources / Cost Implications	RAG Status	Outputs, outcomes and benefits	Lead Service	Priority (1 is high)
	the CCAP. For example: sharing details of community events						

Our Colleagues

We know there are different levels of knowledge, understanding and engagement with climate change across our organisation although awareness has generally increased. All our colleagues must have the knowledge and understanding needed to make a difference and support our journey to net zero by 2035. Recently, we've put climate change at the top of the agenda when we're communicating to our colleagues. We have also embarked upon nationally accredited Carbon Literacy training, however, we recognise that we need to do more to reach all colleagues in engaging and relevant ways. For example, we know that colleagues working in our front-line services need to be engaged in a different way to those who work in more desk-based roles.

Reference	Action Description	Timescale	Resources / Cost Implications	RAG Status	Outputs, outcomes and benefits	Lead Service	Priority (1 is high)
4.2a	Deliver Carbon Literacy training, with a view to cascading this to colleagues and councillors	Ongoing	Internal delivery as part of service management.	GREEN	A consistent understanding of the climate context for all DCC colleagues and councillors	Climate Change Team and Democratic Services	1
4.2b	Become an accredited Carbon Literacy Organisation	TBC	£500	Amber	Carbon Literate Organisation status allows the council to display a plaque to demonstrate that DCC is serious about climate change.	Climate Change Team	2
4.2c	Introduce a climate change impact assessment tool to both challenge and ultimately improve all the Council's key decisions	Spring 2022	Internal delivery as part of service management.	Amber	Insight led decisions, where climate implications are consistently considered	Climate Change Team and Democratic services	1
4.2d	Share best practice information and resources about the 'climate emergency' agenda from available sources such as APSE and the LGA	To be developed in line with the Communications Strategy	Internal delivery as part of service management.	Green	Insight led decision making	Climate Change Team & comms	2
4.2e	Develop ways of working with colleagues which do not make them feel guilty but encourage personal and team commitments relating to reducing carbon emissions (e.g driving less, reuse	Ongoing. To be developed in line with the Communications Strategy	Internal delivery as part of service management.	Amber	A consistent understanding and commitment to the climate emergency	Climate Change Team	1

Reference	Action Description	Timescale	Resources / Cost Implications	RAG Status	Outputs, outcomes and benefits	Lead Service	Priority (1 is high)
	and recycle more, turning down thermostats)						

Travel

Travel creates more than a third of emissions in Derby. How our colleagues travel, the vehicles they chose, and what fuel they use, are all questions where climate change and technology is challenging our thinking. We expect to see big changes over the next 10 years. We know that moving our colleagues, and running our services is essential to our operations but if we want to reduce emissions and reach net zero, we need to enable colleagues to choose more sustainable and active travel options. COVID-19 changed the way we think about how and where we want to work along with the daily commute. Ultimately, fewer journeys to the Council House or our other sites means reduced vehicle emissions. To support this change, we are investing in our own fleet to include more electric and ultra-low emissions vehicles.

Reference	Action Description	Timescale	Resources / Cost Implications	RAG Status	Outputs, outcomes and benefits	Lead Service	Priority (1 is high)
4.3a	Undertake a data collection exercise to establish emissions produced by colleagues use of own vehicles	TBC	Internal delivery as part of service management.	AMBER	A consistent understanding and commitment to the climate emergency	Working Smarter Board	2
4.3b	Review the Business Travel Policy	Mar-23	Internal delivery as part of service management.	Green	A consistent understanding and commitment to the climate emergency	Human Resources	2
4.3c	Review the environmental impact and business risk resulting from the running a large number of grey fleet vehicles		Internal delivery as part of service management.	GREEN	The major benefits from this review will come from environmental and health and safety gains.	Fleet	
4.3d	Support staff to use lower carbon forms of transport when traveling, such as use and purchase electric vehicle, join car-ownership clubs, continue to encourage staff to access the 'Cycle to Work' scheme, encourage use of public transport	Ongoing	TBC: informed by 4.3a,b & c	Green	Colleagues use lower carbon forms of transport	Human Resources	2
4.3e	Maintain, as appropriate, the culture of virtual meetings post Covid19; maximizing flexible working benefits. Work with Future Working Group to promote climate benefits.	TBC	Internal delivery as part of service management.	Green	Reduced emissions from travel.	Working Smarter board	1

How it all works

Internal

The Council has set up a Climate Change Officer Group (CCOG) chaired by our Chief Executive and attended by officers from all levels of our organisation to give it the gravitas and inclusivity it deserves. The group meets monthly to coordinate and shape what we can do to reduce our carbon footprint. To facilitate corporate buy in and ownership amongst all colleagues, the CCOG have set up five cross cutting groups to ensure that projects are 'owned', accountable and progress is made.

The groups oversee and champion the following themes:

1. Integration of climate change into Council processes and procedure.
2. Raising awareness and changing hearts and minds.
3. Improving the energy efficiency of our estate and delivering exemplar priority projects.
4. Reconnecting with nature to deliver a greener city.
5. Preparing our city and services for a changing climate.

External

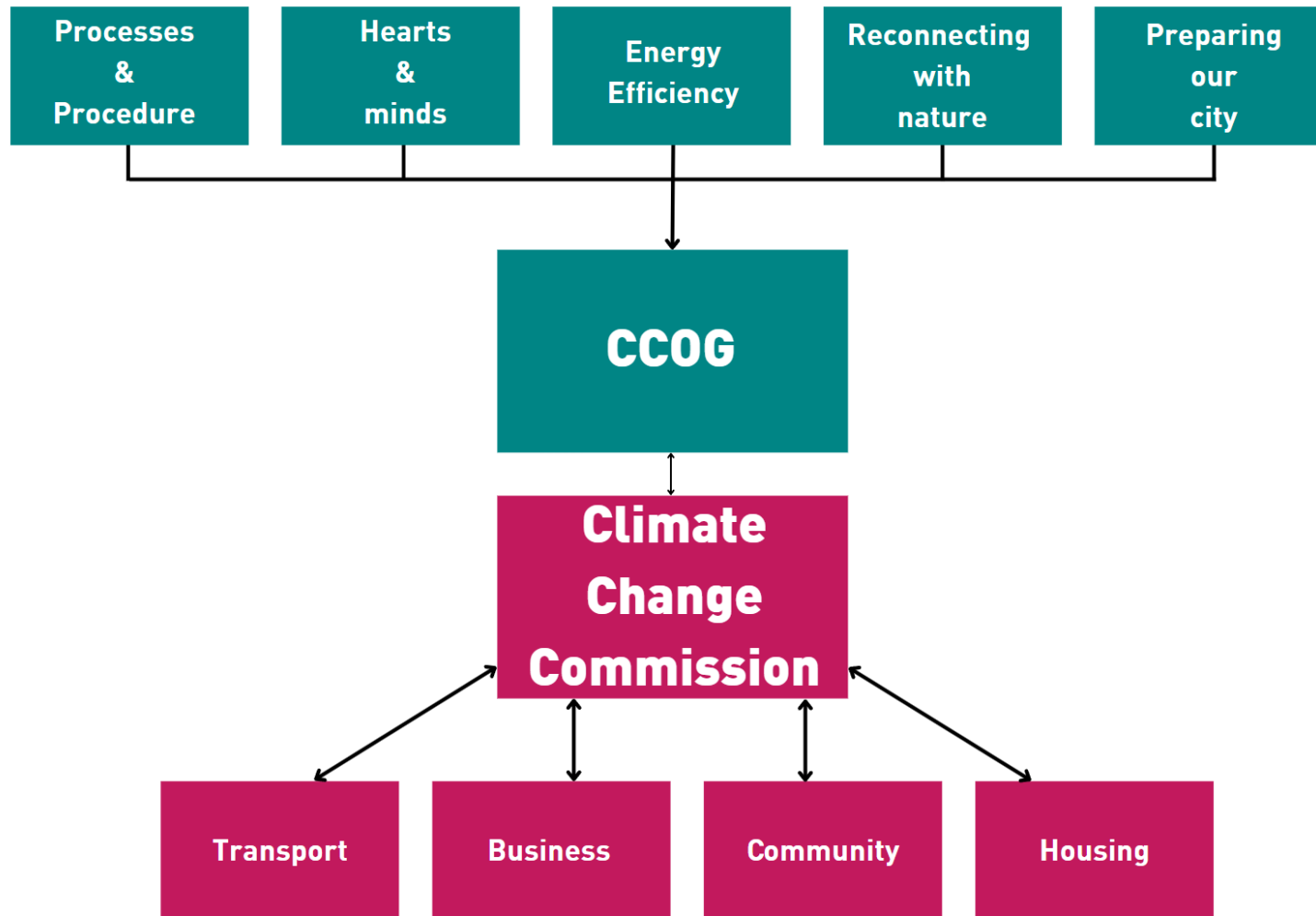
A Climate Change Commission has been established to provide an external presence to champion this important issue and to co-ordinate a city-wide response. The Commission is chaired by the University of Derby and has representation from a variety of external partner organisations including the Council, Derby Homes, the Environment Agency, East Midlands Chamber and the East Midlands Energy Hub. The work of the Commission is driven by a series of themed based action hubs focusing on transport, housing, business and community.

One of the main aims of the Commission is to co-ordinate the production of a city-wide climate change strategy building on the previous document that was produced in 2015. The strategy will:

- raise the profile and understanding of how Derby can proactively respond to climate change
- develop a shared vision for Derby about this critically important issue
- recognise and build on the strengths of the city while identifying the gaps that exist in tackling this complex and challenging issue
- promote long term, integrated planning across different disciplines and organisations to help tackle the city's response to climate change.

The strategy will be out for consultation in the summer and will be finalised towards the end of the year. It should be acknowledged that there will be a close relationship between the city-wide strategy and the Council's Action Plan in addressing climate change.

The following diagram helps to show the various internal and external groups that currently operate in this area and the relationship between them.



Monitoring our progress and impact

Our action plan is designed to be a living document where we can include new projects and initiatives as and when they arise or adapt our plans if we face challenges.


It will have a 2-year timeframe after which we'll undertake a carbon foot printing exercise to track the progress we are making and will use the results to re-evaluate our approach.

Using key measures of success and impact, we'll monitor our progress annually and we'll prepare a report to document this. The report will be shared through the Climate Change Officer Group to the Chief Executive, Cabinet Member, Overview and Scrutiny Board and partnership groups.

This will help us to review what we are doing that is working well but more importantly to identify those things that are hampering progress. The processes of challenge, transparency and learning are all essential if we are to deliver our net zero carbon ambitions.

We know that some of our actions will have wider effects on the city so we'll regularly share updates with residents on key successes and our impact.

This document is not an end but just a start on our journey to net zero.

Theme	Areas
Our Assets	<ul style="list-style-type: none"> ★ Buildings – Corporate Estate ★ Buildings – Derby Homes ★ Fleet ★ Street Lighting ★ Highways ★ Renewable Energy 
Our Processes	<ul style="list-style-type: none"> ★ Planning ★ Procurement ★ Carbon Offsetting ★ Democracy and monitoring 
Our Place	<ul style="list-style-type: none"> ★ Waste ★ Natural Environment ★ Air Quality 
Our Culture	<ul style="list-style-type: none"> ★ Community and collaboration ★ Our Colleagues ★ Travel 