Inset A

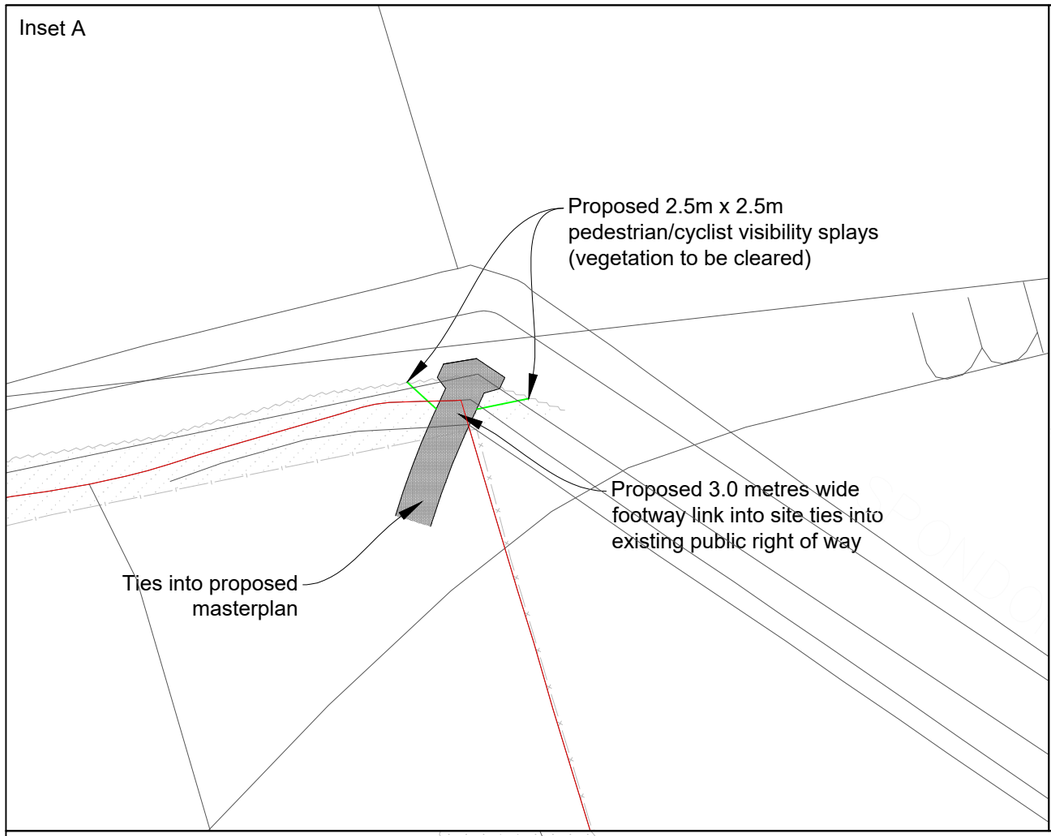

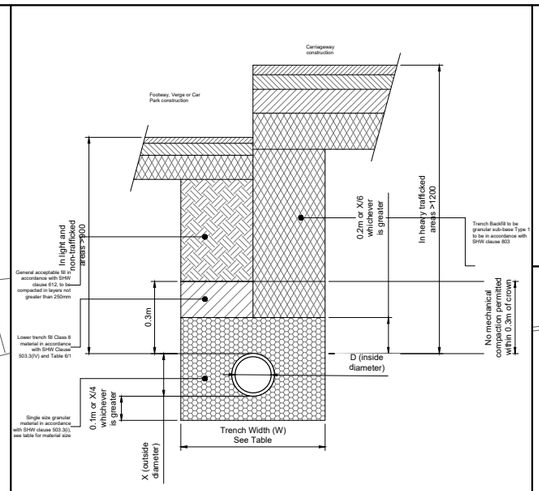

CLASS S BED AND SURROUND
Shall be used where cover to pipe soffit is more than 1200 in trafficked areas or 900 in light and non-trafficked areas

BED & SURROUND NOTES

1. Minimum trench width is X+300, maximum trench width is X+600, where X is the outside diameter of the pipe. These values are set in order for the trench to comply with BS EN 1295. Min and max values are provided in order to give flexibility to the Contractor to select appropriate bucket sizes.
2. No mechanical compaction permitted within 300mm of top of pipe.
3. This detail does not apply under buildings - see structural engineering drawings for trench reinstatements under buildings.

Table: Trench Widths: Classes B, S and Z

Pipe Diameter (D) (mm)	Min Trench Width (Wmin) (mm)	Max Trench Width (Wmax) (mm)
100	420	720
150	480	780
225	560	860
300	710	1010
375	790	1090
450	880	1180
525	970	1270
600	1070	1370
675	1130	1430
750	1210	1510
800	1280	1580
900	1380	1680
1050	1560	1860
1200	1740	2040
>1200	X+300	X+600

Table: Single size granular material

Pipe Diameter (D) (mm)	Single Size Aggregate to BS EN 13242 (mm)
≤140	4/10
>140 and ≤400	4/10, 6/10 or 10/20
>400	4/10, 6/14 10/20 or 20/40

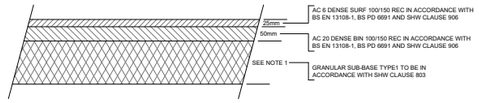

1. SUB-BASE THICKNESS SHALL BE AS FOLLOWS:
   - 150mm WHERE ONLY LIGHT VEHICLES (UP TO 3.5T) WILL OVERRUN THE FOOTWAY.
   - 225mm WHERE THERE MAY BE OCCASIONAL HEAVY VEHICLE OVERRUN (UP TO 3 TIMES A YEAR)
   - IF HEAVY VEHICLE USE EXCEEDS THE ABOVE THEN THIS DETAIL SHALL NOT BE USED
2. THE CONTRACTOR IS RESPONSIBLE FOR ENSURING THAT THE SUB-GRADE IS NOT EXPOSED TO INCLEMENT WEATHER.
3. TACK & BOND COATS TO BE PROVIDED WHERE REQUIRED IN ACCORDANCE WITH SHW CLAUSE 920 AND ANY MANUFACTURER'S REQUIREMENTS.

BITUMINOUS FOOTWAY/CYCLEWAY CONSTRUCTION [LIGHT VEHICLE OVERRUN]

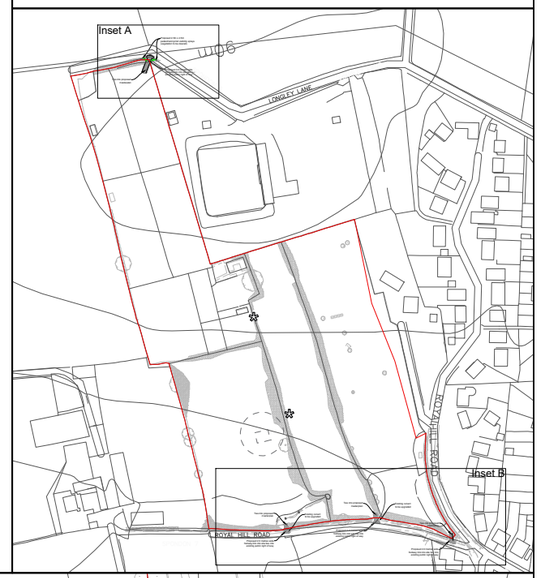

Inset B

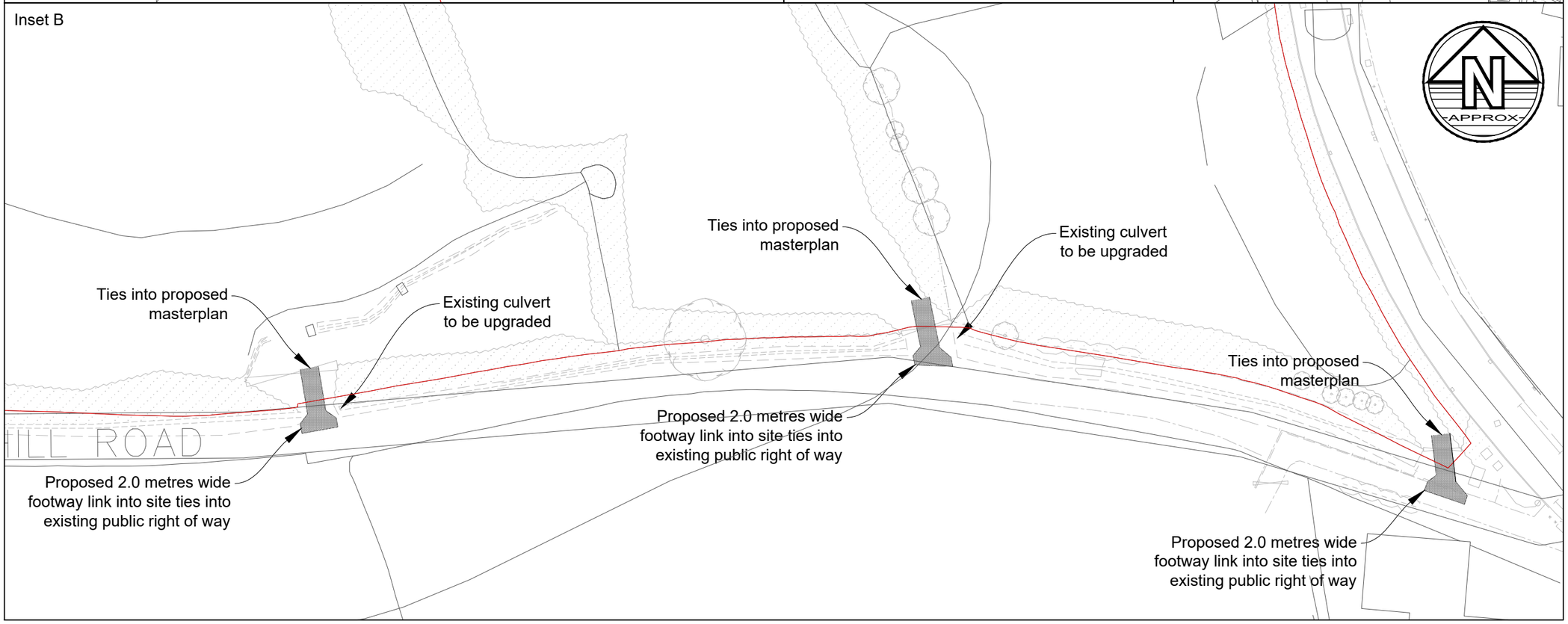

Notes

1. Do not scale this drawing. All dimensions must be checked/ verified on site. If in doubt ask.
2. This drawing is to be read in conjunction with all relevant architects, engineers and specialists drawings and specifications.
3. All dimensions in millimetres unless noted otherwise. All levels in metres unless noted otherwise.
4. Any discrepancies noted on site are to be reported to the engineer immediately.

Key Plan

Legend

Rev	Date	Details of issue / revision	Drw	Rev
P3	05.03.24	UPDATED TO DCC COMMENTS	AJ	ST
P2	28.02.24	RED LINE BOUNDARY ADDED	AJ	ST
P1	23.02.24	PRELIMINARY ISSUE	AJ	ST

Issues & Revisions

BWB A GAF GROUP COMPANY
Birmingham | 0121 233 3322
Leeds | 0113 233 8000
London | 020 7234 9122
Manchester | 0161 233 4260
Nottingham | 0115 924 1100
www.bwbconsulting.com

Client
MILLER HOMES

Project Title
ROYAL HILL ROAD, SPONDON

Drawing Title
PROPOSED FOOTWAY LINK DETAILS

Drawn:	AJ Oakes		Reviewed:	ST	
BWB Ref:	BMW 3087	Date:	23.02.24	Scale@A3:	1:500

Drawing Status
PRELIMINARY

Project - Originator - Zone - Level - Type - Role - Number	Status	Rev
RHR-BWB-GEN-XX-DR-TR-101	S2	P3

© Copyright BWB Consulting Ltd

X:\BMW\BMW3087_Royal Hill Road, Spondon\02. Project Delivery\01. WIP\Drawings\RHR-BWB-GEN-XX-DR-TR-102_Footway Link Details_P3.dwg